

**3SK264**

VHF Tuner, High-Frequency Amplifier Applications

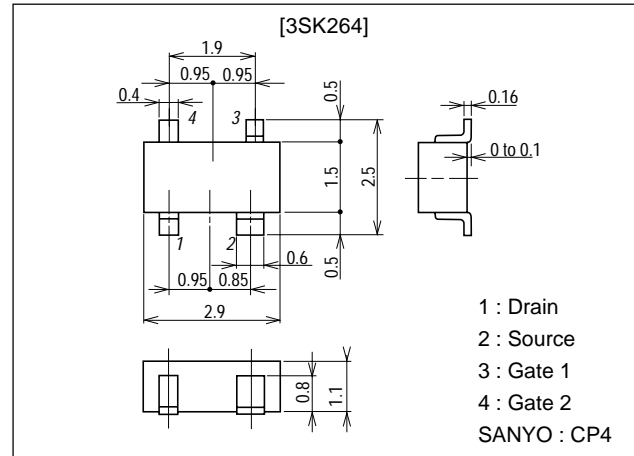
Features

- Enhancement type.
- Easy AGC (Cut off at $V_{G2S}=0V$).
- Small noise figure.
- Excels in cross modulation characteristics.

Package Dimensions

unit:mm

2096A



Specifications

Absolute Maximum Ratings at $T_a = 25^\circ C$

Parameter	Symbol	Conditions	Ratings	Unit
Drain-to-Source Voltage	V_{DS}		15	V
Gate1-to-Source Voltage	V_{G1S}		± 8	V
Gate2-to-Source Voltage	V_{G2S}		± 8	V
Drain Current	I_D		30	mA
Allowable Power Dissipation	P_D		200	mW
Channel Temperature	T_{ch}		125	$^\circ C$
Storage Temperature	T_{stg}		-55 to +125	$^\circ C$

Electrical Characteristics at $T_a = 25^\circ C$

Parameter	Symbol	Conditions	Ratings			Unit
			min	typ	max	
Drain-to-Source Voltage	V_{DS}	$V_{G1S}=0V, V_{G2S}=0V, I_D=100\mu A$	15			V
Gate1-to-Source Cutoff Voltage	$V_{G1S(off)}$	$V_{DS}=6V, V_{G2S}=4V, I_D=100\mu A$	0	0.7	1.3	V
Gate2-to-Source Cutoff Voltage	$V_{G2S(off)}$	$V_{DS}=6V, V_{G1S}=3V, I_D=100\mu A$	0.1	0.9	1.6	V
Gate1-to-Source Leakage Current	I_{G1SS}	$V_{G1S}=\pm 6V, V_{G2S}=V_{DS}=0V$			± 50	nA
Gate2-to-Source Leakage Current	I_{G2SS}	$V_{G2S}=\pm 6V, V_{G1S}=V_{DS}=0V$			± 50	nA
Zero-Gate Voltage Drain Current	I_{DSX}	$V_{DS}=6V, V_{G1S}=1.5V, V_{G2S}=4V$	5.0*		24.0*	mA
Forward Transfer Admittance	$ y_{fs} $	$V_{DS}=6V, I_D=10mA, V_{G2S}=4V, f=1kHz$		17		mS

* : The 3SK264 is classified by I_{DSX} as follows : (unit : mA)

Marking : SJ

I_{DSX} rank : 5, 6

5.0	5	12.0	10.0	6	24.0
-----	---	------	------	---	------

Continued on next page.

■ Any and all SANYO products described or contained herein do not have specifications that can handle applications that require extremely high levels of reliability, such as life-support systems, aircraft's control systems, or other applications whose failure can be reasonably expected to result in serious physical and/or material damage. Consult with your SANYO representative nearest you before using any SANYO products described or contained herein in such applications.

■ SANYO assumes no responsibility for equipment failures that result from using products at values that exceed, even momentarily, rated values (such as maximum ratings, operating condition ranges, or other parameters) listed in products specifications of any and all SANYO products described or contained herein.

SANYO Electric Co.,Ltd. Semiconductor Company

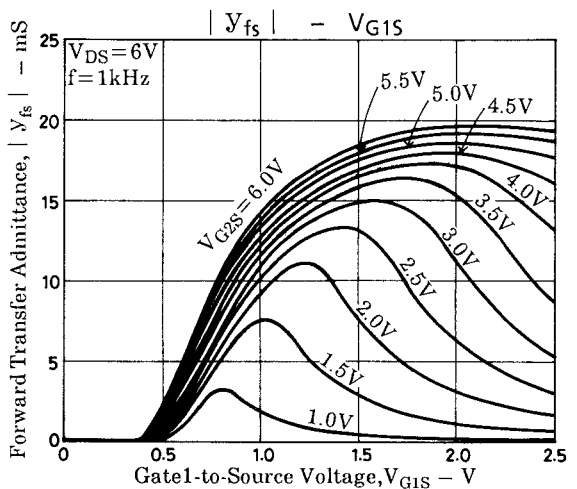
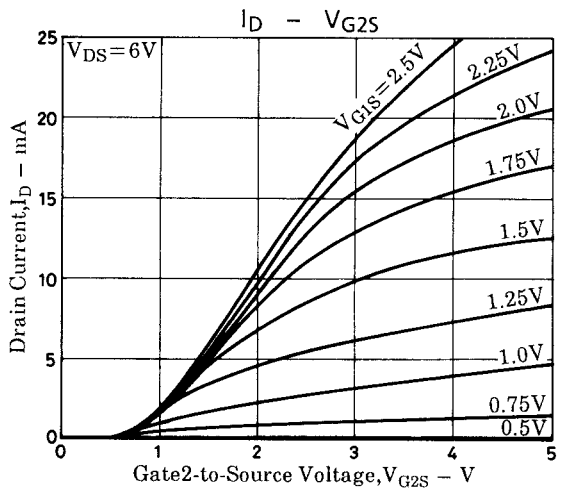
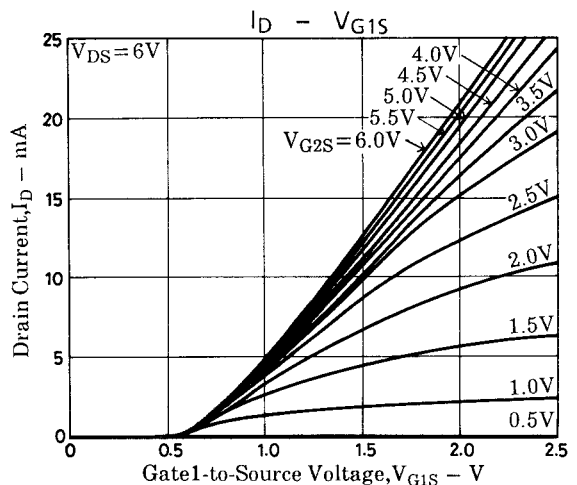
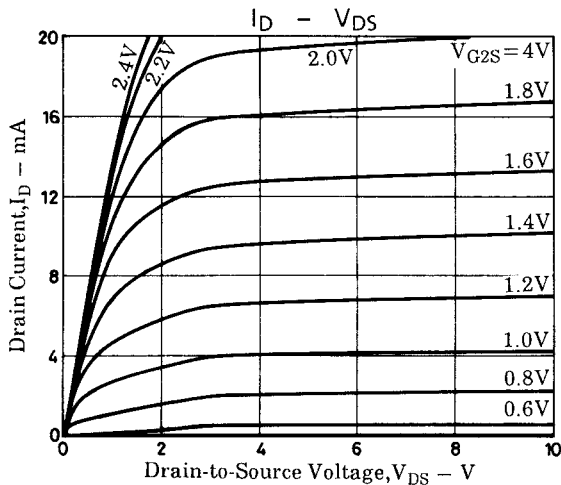
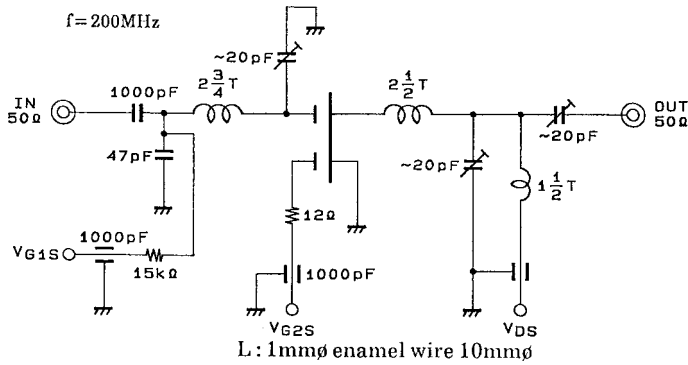
TOKYO OFFICE Tokyo Bldg., 1-10, 1 Chome, Ueno, Taito-ku, TOKYO, 110-8534 JAPAN

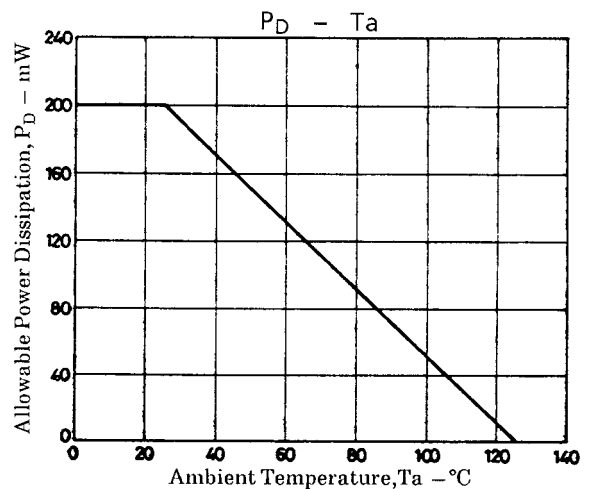
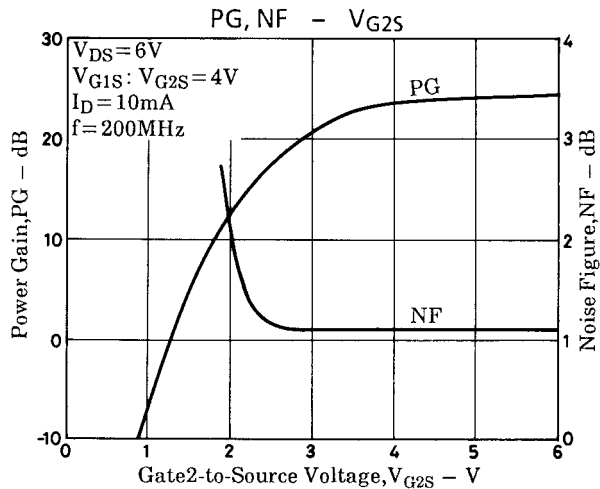
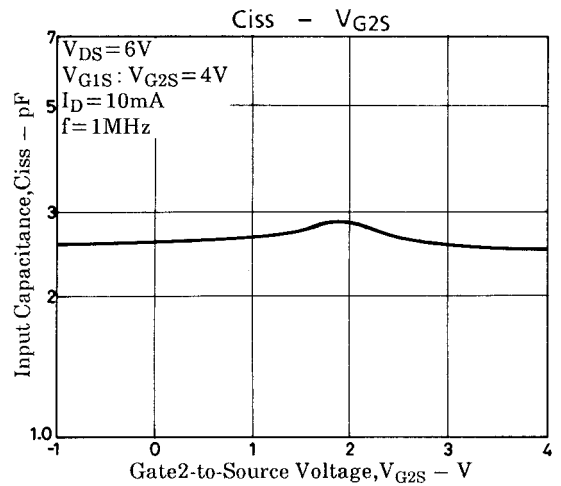
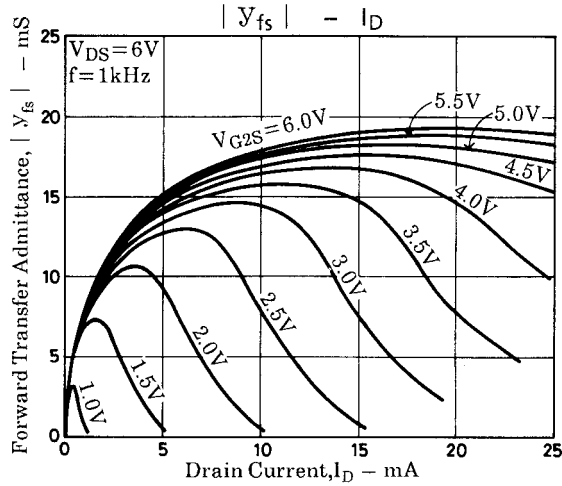
3SK264

Continued from preceding page.

Parameter	Symbol	Conditions	Ratings			Unit
			min	typ	max	
Input Capacitance	C_{iss}	$V_{DS}=6V, V_{G1S}=0V, V_{G2S}=4V, f=1MHz$		2.5		pF
Reverse Transfer Capacitance	C_{rss}	$V_{DS}=6V, V_{G1S}=0V, V_{G2S}=4V, f=1MHz$		0.015	0.03	pF
Power Gain	PG	$V_{DS}=6V, I_D=10mA, V_{G2S}=4V, f=200MHz$	20	23		dB
Noise Figure	NF	$V_{DS}=6V, I_D=10mA, V_{G2S}=4V, f=200MHz$		1.1	2.2	dB

PG, NF Specified Test Circuit





- Specifications of any and all SANYO products described or contained herein stipulate the performance, characteristics, and functions of the described products in the independent state, and are not guarantees of the performance, characteristics, and functions of the described products as mounted in the customer's products or equipment. To verify symptoms and states that cannot be evaluated in an independent device, the customer should always evaluate and test devices mounted in the customer's products or equipment.
- SANYO Electric Co., Ltd. strives to supply high-quality high-reliability products. However, any and all semiconductor products fail with some probability. It is possible that these probabilistic failures could give rise to accidents or events that could endanger human lives, that could give rise to smoke or fire, or that could cause damage to other property. When designing equipment, adopt safety measures so that these kinds of accidents or events cannot occur. Such measures include but are not limited to protective circuits and error prevention circuits for safe design, redundant design, and structural design.
- In the event that any or all SANYO products (including technical data, services) described or contained herein are controlled under any of applicable local export control laws and regulations, such products must not be exported without obtaining the export license from the authorities concerned in accordance with the above law.
- No part of this publication may be reproduced or transmitted in any form or by any means, electronic or mechanical, including photocopying and recording, or any information storage or retrieval system, or otherwise, without the prior written permission of SANYO Electric Co., Ltd.
- Any and all information described or contained herein are subject to change without notice due to product/technology improvement, etc. When designing equipment, refer to the "Delivery Specification" for the SANYO product that you intend to use.
- Information (including circuit diagrams and circuit parameters) herein is for example only; it is not guaranteed for volume production. SANYO believes information herein is accurate and reliable, but no guarantees are made or implied regarding its use or any infringements of intellectual property rights or other rights of third parties.

This catalog provides information as of August, 1999. Specifications and information herein are subject to change without notice.

Вы скачали этот файл с сайта «Сайт радиолюбителей»



Другие разделы сайта

Раздел БИБЛИОТЕКА

Книги для и журналы радиолюбителям

<http://radio-uchebnik.ru/library/>

Раздел РАДИОСХЕМЫ

Различные схемы как для начинающих так и для профессионалов:

Схемы бытовой техники, телевизоров, мониторов, автомагнитол, музыкальных центров, и для самостоятельной сборки

<http://radio-uchebnik.ru/shem/>

Раздел ФАЙЛОВОЕ ХРАНИЛИЩЕ

Различные файлы: Даташиты, схемы, прошивки и так далее

<http://radio-uchebnik.ru/downfiles/>

Раздел РАДИОКОМПАС

Если Вы занимаетесь ремонтом электроники на профессиональном уровне- то Вы можете сообщить о себе.

<http://radio-uchebnik.ru/radiomap/>

Раздел ДОСКА ОБЪЯВЛЕНИЙ

Здесь Вы можете разместить бесплатное объявление сроком до 120 дней (только радиотематика!!)

<http://radio-uchebnik.ru/ads/>

Раздел СПРАВОЧНИК ПО МИКРОСХЕМАМ

Справочные данные на микросхемы импортного и отечественного производства

<http://radio-uchebnik.ru/microbase/>

Раздел СТАТЬИ

Различные статьи радиолюбительской (и не только) тематики: секреты телемастера, практическая электроника, альтернативная энергия, расчеты по электронике, электронные устройства и так далее

<http://radio-uchebnik.ru/txt/>

ФОРУМ НАШЕГО САЙТА

<http://radio-uchebnik.ru/forum/>