



UT9435HZ

Power MOSFET

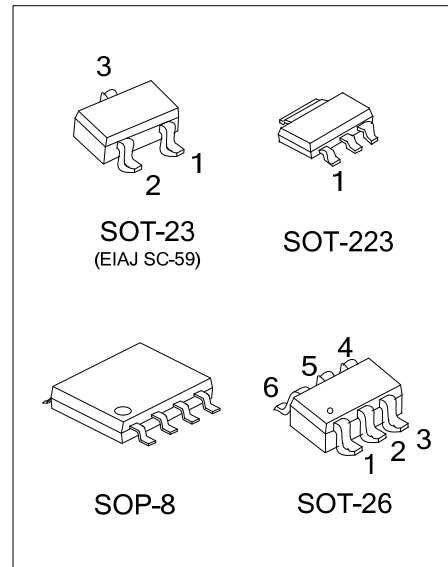
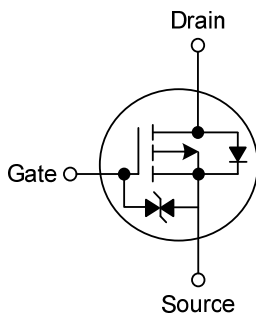
P-CHANNEL ENHANCEMENT MODE

DESCRIPTION

The UTC **UT9435HZ** is a P-channel enhancement power MOSFET. It has low gate charge, fast switching speed and perfect $R_{DS(ON)}$.

This device is generally applied in power management applications.

SYMBOL



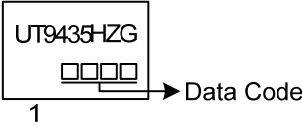
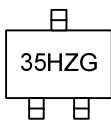
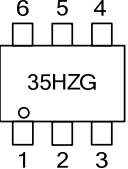
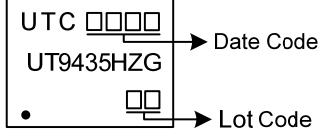
ORDERING INFORMATION

Ordering Number	Package	Pin Assignment								Packing
		1	2	3	4	5	6	7	8	
UT9435HZG-AA3-R	SOT-223	S	G	D	-	-	-	-	-	Tape Reel
UT9435HZG-AE3-R	SOT-23	S	G	D	-	-	-	-	-	Tape Reel
UT9435HZG-AG6-R	SOT-26	D	D	G	S	D	D	-	-	Tape Reel
UT9435HZG-S08-R	SOP-8	S	S	S	G	D	D	D	D	Tape Reel

Note: Pin Assignment: G: Gate D: Drain S: Source

<p>UT9435HZG-AE3-R</p> <p>(1) Packing Type (2) Package Type (3) Green Package</p>	<p>(1) R: Tape Reel (2) AA3: SOT-223, AE3: SOT-23, AG6: SOT-26, S08: SOP-8 (3) G: Halogen Free and Lead Free</p>
---	--

■ MARKING

<p style="text-align: center;">SOT-223</p> 	<p style="text-align: center;">SOT-23</p> 
<p style="text-align: center;">SOT-26</p> 	<p style="text-align: center;">SOP-8</p> 

■ ABSOLUTE MAXIMUM RATINGS (T_A=25°C, unless otherwise specified)

PARAMETER	SYMBOL	RATINGS	UNIT
Drain to Source Voltage	V _{DSS}	-30	V
Gate to Source Voltage	V _{GSS}	±20	V
Continuous Drain Current (Note 3)	I _D	±5.3	A
Pulsed Drain Current (Note 1, 2)	I _{DM}	±20	A
Power Dissipation	SOT-223	2.5	W
	SOT-23/ SOT-26	0.38	W
	SOP-8	2.5	W
Junction Temperature	T _J	+150	°C
Storage Temperature	T _{STG}	-55 ~ +150	°C

Note: Absolute maximum ratings are those values beyond which the device could be permanently damaged.
Absolute maximum ratings are stress ratings only and functional device operation is not implied.

■ THERMAL DATA

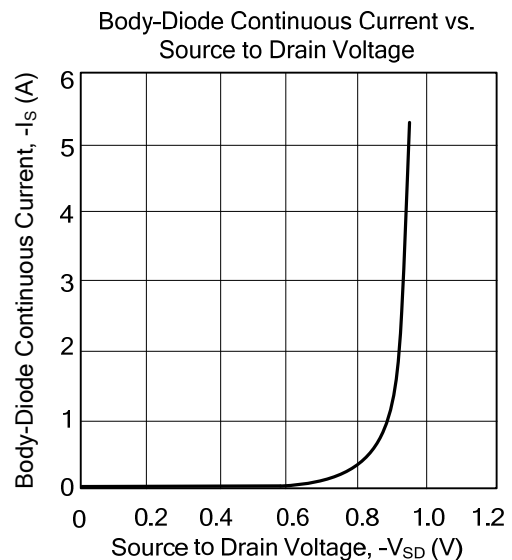
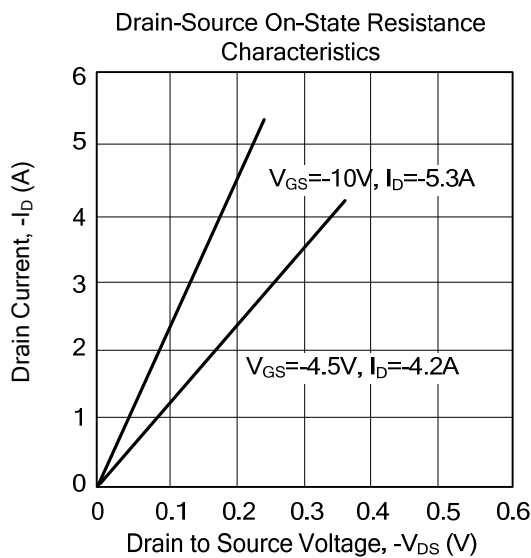
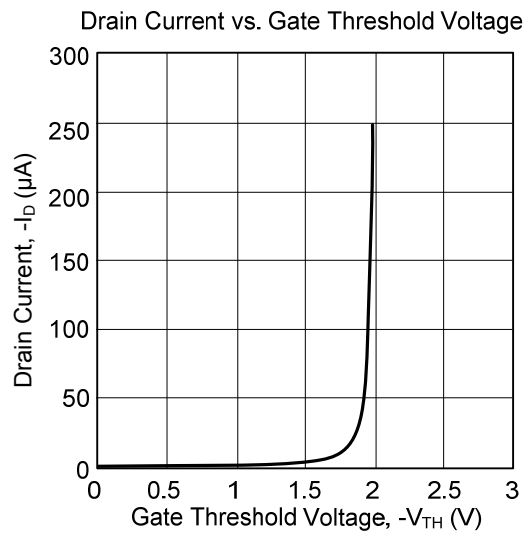
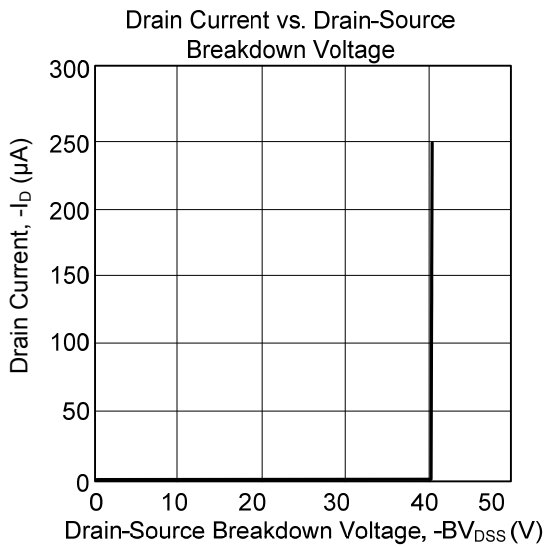
PARAMETER	SYMBOL	RATINGS	UNIT
Junction to Ambient	θ _{JA}	SOT-23/SOT-26	325
		SOT-223/SOP-8	50 (Note 3)
			°C/W

■ ELECTRICAL CHARACTERISTICS (T_A=25°C, unless otherwise specified)

PARAMETER	SYMBOL	TEST CONDITIONS	MIN	TYP	MAX	UNIT
OFF CHARACTERISTICS						
Drain-Source Breakdown Voltage	BV _{DSS}	V _{GS} =0V, I _D =-250μA	-30			V
Drain-Source Leakage Current	I _{DSS}	V _{DS} =-30V, V _{GS} =0V			-1	μA
Gate-Source Leakage Current	I _{GSS}	V _{DS} =0V, V _{GS} =±20V			±5	μA
ON CHARACTERISTICS						
Gate Threshold Voltage	V _{GS(TH)}	V _{DS} =V _{GS} , I _D =-250μA	-1		-3	V
Drain-Source On-State Resistance (Note 2)	R _{DSON}	V _{GS} =-10V, I _D =-5.3A		44	55	mΩ
		V _{GS} =-4.5V, I _D =-4.2A		74	135	mΩ
On State Drain Current	I _{D(ON)}	V _{DS} =-5V, V _{GS} =-10V	-20			V
DYNAMIC PARAMETERS						
Input Capacitance	C _{ISS}	V _{DS} =-15V, V _{GS} =0V, f=1.0MHz		600		pF
Output Capacitance	C _{OSS}			95		pF
Reverse Transfer Capacitance	C _{RSS}			85		pF
SWITCHING PARAMETERS						
Total Gate Charge (Note 2)	Q _G	V _{DS} =-15V, V _{GS} =-10V, I _D =-5.3A		50	55	nC
Gate-Source Charge	Q _{GS}			5		nC
Gate-Drain Charge	Q _{GD}			5		nC
Turn-ON Delay Time (Note 2)	t _{D(ON)}	V _{DD} =-15V, I _D =-1A, V _{GEN} =-10V, R _G =6Ω,		33	40	ns
Turn-ON Rise Time	t _R			31	45	ns
Turn-OFF Delay Time	t _{D(OFF)}			122	130	ns
Turn-OFF Fall Time	t _F			70	90	ns
SOURCE- DRAIN DIODE RATINGS AND CHARACTERISTICS						
Drain-Source Diode Forward Voltage (Note 2)	V _{SD}	V _{GS} =0V, I _S =-5.3A		-0.84	-1.3	V

- Notes: 1. Pulse width limited by T_{J(MAX)}
2. Pulse width ≤300μs, duty cycle ≤2%
3. Surface Mounted on 1in² copper pad of FR4 board

■ TYPICAL CHARACTERISTICS



UTC assumes no responsibility for equipment failures that result from using products at values that exceed, even momentarily, rated values (such as maximum ratings, operating condition ranges, or other parameters) listed in products specifications of any and all UTC products described or contained herein. UTC products are not designed for use in life support appliances, devices or systems where malfunction of these products can be reasonably expected to result in personal injury. Reproduction in whole or in part is prohibited without the prior written consent of the copyright owner. The information presented in this document does not form part of any quotation or contract, is believed to be accurate and reliable and may be changed without notice.