TFT-LCD TV

Chassis **Model**
VE15EO **LW15M23C**

SERVICE Manual

TFT-LCD TV

CONTENTS

1. Precautions

2. Product Specifications

3. Disassembly & Reassembly

4. Alignment & Adjustments

5. Troubleshooting

6. Exploded View & Parts List

7. Electrical Parts List

8. Block Diagram

9. Wiring Diagram

10. PCB Layout

11. Schematic Diagrams

12. Panel Description

❊ This Service Manual is a property of Samsung Electronics Co., Ltd.
Any unauthorized use of Manual can be punished under applicable International and/or domestic law.

Samsung Electronics Co.,Ltd.
416, Maetan-3Dong, Yeongtong-Gu, Suwon City, Kyungki-Do, Korea, 443-742
Printed in Korea
P/N : BN82-00103M-00
URL : http://itself.sec.samsung.co.kr/

1 Precautions

Follow these safety, servicing and ESD precautions to prevent damage and to protect against potential hazards such as electrical shock.

1-1 Safety Precautions

1-1-1 Warnings

1. For continued safety, do not attempt to modify the circuit board.
2. Disconnect the AC power and DC Power Jack before servicing.

1-1-2 Servicing the LCD TV

1. When servicing the LCD TV Disconnect the AC line cord from the AC outlet.
2. It is essential that service technicians have an accurate voltage meter available at all times. Check the calibration of this meter periodically.

1-1-3 Fire and Shock Hazard

Before returning the LCD TV to the user, perform the following safety checks:

1. Inspect each lead dress to make certain that the leads are not pinched or that hardware is not lodged between the chassis and other metal parts in the LCD TV.
2. Inspect all protective devices such as nonmetallic control knobs, insulating materials, cabinet backs, adjustment and compartment covers or shields, isolation resistor-capacitor networks, mechanical insulators, etc.
3. Leakage Current Hot Check (Figure 1-1):
   WARNING: Do not use an isolation transformer during this test.
   Use a leakage current tester or a metering system that complies with American National Standards Institute (*ANSI C101.1, Leakage Current for Appliances*), and Underwriters Laboratories (*UL Publication UL1410, 59.7*).

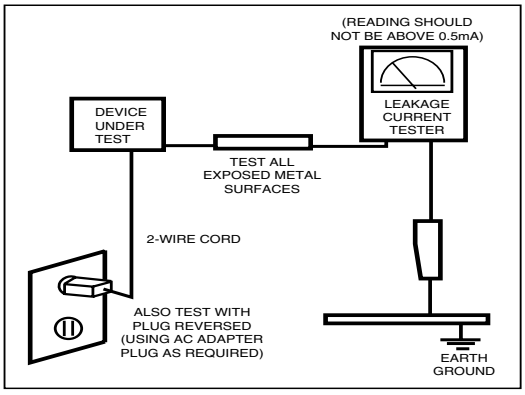

Figure 1-1. Leakage Current Test Circuit

4. With the unit completely reassembled, plug the AC line cord directly into a 120V AC outlet. With the unit's AC switch first in the ON position and then OFF, measure the current between a known earth ground (metal water pipe, conduit, etc.) and all exposed metal parts, including: metal cabinets, screwheads and control shafts. The current measured should not exceed 0.5 milliamp. Reverse the power-plug prongs in the AC outlet and repeat the test.

1-1-4 Product Safety Notices

Some electrical and mechanical parts have special safety-related characteristics which are often not evident from visual inspection. The protection they give may not be obtained by replacing them with components rated for higher voltage, wattage, etc. Parts that have special safety characteristics are identified by ⚠ on schematics and parts lists. A substitute replacement that does not have the same safety characteristics as the recommended replacement part might create shock, fire and / or other hazards. Product safety is under review continuously and new instructions are issued whenever appropriate.

1-2 Servicing Precautions

WARNING: **An electrolytic capacitor installed with the wrong polarity might explode.**

Caution: Before servicing units covered by this service manual, read and follow the Safety Precautions section of this manual.

Note: If unforeseen circumstances create conflict between the following servicing precautions and any of the safety precautions, always follow the safety precautions.

1-2-1 General Servicing Precautions

1. Always unplug the unit's AC power cord from the AC power source and disconnect the DC Power Jack before attempting to:
   (a) remove or reinstall any component or assembly, (b) disconnect PCB plugs or connectors, (c) connect a test component in parallel with an electrolytic capacitor.
2. Some components are raised above the printed circuit board for safety. An insulation tube or tape is sometimes used. The internal wiring is sometimes clamped to prevent contact with thermally hot components. Reinstall all such elements to their original position.
3. After servicing, always check that the screws, components and wiring have been correctly reinstalled. Make sure that the area around the serviced part has not been damaged.
4. Check the insulation between the blades of the AC plug and accessible conductive parts (examples: metal panels, input terminals and earphone jacks).
5. Insulation Checking Procedure: Disconnect the power cord from the AC source and turn the power switch ON. Connect an insulation resistance meter (500 V) to the blades of the AC plug.

   The insulation resistance between each blade of the AC plug and accessible conductive parts (see above) should be greater than 1 megohm.
6. Always connect a test instrument's ground lead to the instrument chassis ground before connecting the positive lead; always remove the instrument's ground lead last.

1-3 Electrostatically Sensitive Devices (ESD) Precautions

Some semiconductor (solid state) devices can be easily damaged by static electricity. Such components are commonly called Electrostatically Sensitive Devices (ESD). Examples of typical ESD are integrated circuits and some field-effect transistors. The following techniques will reduce the incidence of component damage caused by static electricity.

1. Immediately before handling any semiconductor components or assemblies, drain the electrostatic charge from your body by touching a known earth ground. Alternatively, wear a discharging wrist-strap device. To avoid a shock hazard, be sure to remove the wrist strap before applying power to the TV.
2. After removing an ESD-equipped assembly, place it on a conductive surface such as aluminum foil to prevent accumulation of an electrostatic charge.
3. Do not use freon-propelled chemicals. These can generate electrical charges sufficient to damage ESDs.
4. Use only a grounded-tip soldering iron to solder or desolder ESDs.
5. Use only an anti-static solder removal device. Some solder removal devices not classified as "anti-static" can generate electrical charges sufficient to damage ESDs.
6. Do not remove a replacement ESD from its protective package until you are ready to install it. Most replacement ESDs are packaged with leads that are electrically shorted together by conductive foam, aluminum foil or other conductive materials.
7. Immediately before removing the protective material from the leads of a replacement ESD, touch the protective material to the chassis or circuit assembly into which the device will be installed.

   Caution: Be sure no power is applied to the chassis or circuit and observe all other safety precautions.
8. Minimize body motions when handling unpackaged replacement ESDs. Motions such as brushing clothes together, or lifting your foot from a carpeted floor can generate enough static electricity to damage an ESD.

2 Product Specifications

2-1 Specifications

Item	Description	
LCD Panel	TFT-LCD panel, RGB vertical stripe, normaly white, 15-Inch viewable, 0.297 mm pixel pitch	
Scanning Frequency	Horizontal : 30 kHz ~ 60 kHz (Automatic) Vertical : 56 Hz ~ 75 Hz (Automatic)	
Display Colors	16.2 Million colors	
Maximum Resolution	Horizontal : 1024 Pixels Vertical : 768 Pixels	
Input Video Signal	Analog 0.7 Vp-p ± 5% positive at 75 Ω, internally terminated	
Input Sync Signal	Type : Seperate H/V Level : TTL level	
Active Display Horizontal/Vertical	304.1 mm / 228.1 mm	
AC power voltage & Frequency	AC 110 ~ 240V, 50 Hz ~ 60 Hz	
Power Consumption	40 W	
Dimensions(W x D x H) Set Package	 14.2 x 2.5 x 13.3 Inches (360.2 x 64.2 x 338.6 mm)(State of stand disassembled) 14.2 x 7.6 x 15.5 Inches (360.2 x 192.9 x 396.5 mm)(State of stand installed) 18.4 x 17.0 x 6.0 Inches (467 x 431 x 153 mm)	
Weight Set	 3.6 Kg (7.9 lbs)	
Environmental Considerations	Operating Temperature : 50 °F ~ 104 °F (10 °C ~ 40 °C) Operating Humidity : 10 % ~ 80 % Storage Temperature : -4 °F ~ 113 °F (-20 °C ~ 45 °C) Storage Humidity : 5 % ~ 95 %	
TV System	Tunning	Frequency Synthesize
	System	NTSC-M, PAL/Secam_L/L(Euro multi)
	Sound	MONO, STEREO, SAP, A2/Nicam
Antena Input	75Ω, Coaxial Cable	
Sound Characteristic	– MAX Internal speaker Output : Right => 2.5W Left => 2.5W	
	– Headphone Out: 10mW max (3.50 Stereo Jack 32) – Output Frequency : RF => 80 Hz ~ 15 kHz at -3dB A/V => 80 Hz ~ 20 kHz at -3dB	

2-2 Pin Assignments

2-2-1 Scart

No	PIN
1	Sound R out
2	Sound R In
3	Sound L out
4	GND
5	GND
6	Sound L In
7	Cb
8	ID
9	GND
10	NC
11	Y
12	NC
13	GND
14	GND
15	Cr
16	BL In
17	GND
18	GND
19	Video Out
20	Video In
21	GND

2-2-2 S-Video

Pin	Separate
1	GND
2	Y
3	C
4	GND
5	GND

2-2-3 A/V

RCA Yellow	CVBS
RCA White	Audio L
	GND
RCA Red	Audio R
	GND

2-2-4 D-SUB

Pin	Separate
1	Red
2	Green
3	Blue
4	GND
5	GND (DDC Return)
6	GND-Red
7	GND-Green
8	GND-Blue
9	No Connection
10	GND-Sync / Self Test
11	GND
12	DDC Data
13	H - Sync
14	V - Sync
15	DDC Clock

2-3 Timing Chart

This section of the service manual describes the timing that the computer industry recognizes as standard for computer-generated video signals.

Table 2-1 Timing Chart

Mode / Timing	IBM		VESA			
	VGA2/ 70 Hz 720 x 400	VGA3/ 60 Hz 640 x 480	640/75 Hz, 60Hz, 72Hz 640 x 480	800/75 Hz, 56Hz, 60Hz, 72Hz 800 x 600	1024/60Hz 1024 x 768	1024/75Hz 1024 x 768
fH (KHz)	31.469	31.469	37.500	46.875	48.363	60.023
A µsec	31.777	31.778	26.667	21.333	20.677	16.660
B µsec	3.813	3.813	2.032	1.616	2.092	1.219
C µsec	1.589	1.589	3.810	3.232	2.462	2.235
D µsec	26.058	26.058	20.317	16.162	15.754	13.003
E µsec	0.318	0.318	0.508	0.323	0.369	0.203
fV (Hz)	70.087	59.940	75.000	75.000	60.004	75.029
O msec	14.268	16.683	13.333	13.333	16.666	13.328
P msec	0.064	0.064	0.080	0.064	0.124	0.050
Q msec	0.858	0.794	0.427	0.448	0.600	0.466
R msec	13.155	15.761	12.800	12.800	15.880	12.795
S msec	0.191	0.064	0.027	0.021	0.062	0.017
Clock Freq. (MHz)	28.322	25.175	31.500	49.500	75.000	78.750
Polarity H.Sync	Negative	Negative	Negative	Positive	Negative	Positive
V.Sync	Positive	Negative	Negative	Positive	Negative	Positive
Remark	Separate	Separate	Separate	Separate	Separate	Separate

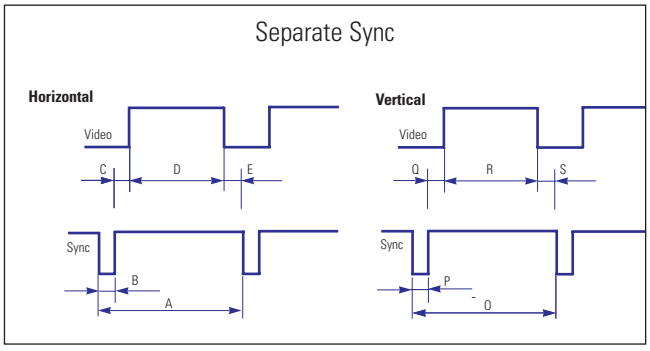

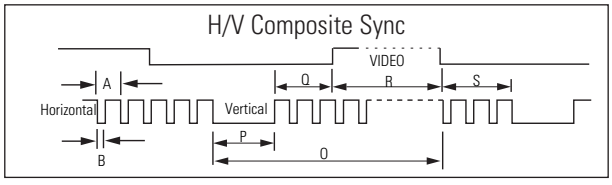

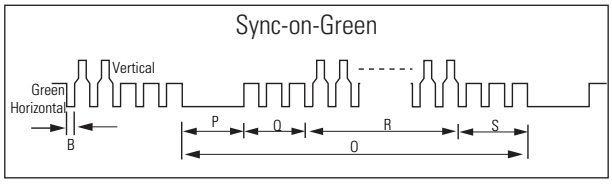

A : Line time total	B : Horizontal sync width	O : Frame time total	P : Vertical sync width
C : Back porch	D : Active time	Q : Back porch	R : Active time
E : Front porch		S : Front porch	

Memo

3 Disassembly and Reassembly

This section of the service manual describes the disassembly and reassembly procedures for the LW15M23C TFT-LCD monitors.

WARNING: This monitor contains electrostatically sensitive devices. Use caution when handling these components.

3-1 Disassembly

Cautions: 1. Disconnect the monitor from the power source before disassembly.
2. Follow these directions carefully; never use any metal instrument except provided jig to separate the cabinet.
3. R/Cover opening jig : BH81-00001A



1. Place monitor face down on cushioned table. Remove 4 screws from grip on the stand and remove stand from the LCD TV.



2. Remove 2 screws from the rear cover and lift up rear cover.



3. Remove 11 screws from the boards and disconnect inverter cables from the boards.



4. Disconnect LVDS cable, function cable and speaker cable from the board.



5. Lift up the boards and remove 8 screws from the panel shield.





6. Lift up the panel shield and disconnect panel from the front.

3-2 Replacement Order of Lamp Assemblies

1. After confirm there is nothing on the desk, turn the LCD module over and put it on a flat desk set to the ground.



2. Remove 2 screws for the lamp unit.

← Slide the lamp unit out.



← Slide the lamp unit out.

3. Slide the lamp unit out. Please take out the lamp unit from the LCD module.

4. Please fix the new lamp units on the LCD module : opposite process 2 and 3.

3-3 Reassembly

Reassembly procedures are in the reverse order of disassembly procedures.

Memo

4 Alignments and Adjustments

4-1 General Alignment Instuction

1. Usually, a color TV-VCR needs only slight touch-up adjustment upon installation.
   Check the basic characteristics such as height, horizontal and vertical sync.
2. Use the specified test equipment or its equivalent.
3. Correct impedance matching is essential.
4. Avoid overload. Excessive signal from a sweep generator might overload the front-end of the TV.
   When inserting signal markers, do not allow the marker generator to distort test result.
5. Connect the TV only to an DC power source with voltage and frequency as specified on
   the backcover nameplate.
6. Do not attempt to connect or disconnect any wire while the TV is turned on.
   Make sure that the power cord is disconnected before replacing any parts.
7. To protect aganist shock hazard, use an isolation transform.

4-2 Factory Mode Adjustments

4-2-1 Entering Factory Mode

1. To enter “Service Mode” Press the remote -control keys in this sequence :
   - If you do not have Factory remote - control

POWER OFF → Display → Menu → Mute → POWER ON

   - If you have Factory remote - control

POWER ON → INFO → FACTORY

4-2-2 Factory Mode Tree

1. Calibration	
2. Option	
3. W/B	
4. ADC	
5. VCTi	0000
6. ACC/ACM	
7. Test Pattern	0
8. Bus Stop	off
9. Check Sum	0
10. Reset	
T- VNCNEU - 0007 2004/03/02	

1. Calibration →

VCTi
PC

2. Option →

1. Video Mute	O
2. Auto Power	On
3. Panel	XGA
4. Inch	15
5. Antenna Osd	off
6. TTX List/FloF	FloF
7. Auto FM	On
8. ACC/ACM	O
9. Gamma LUT	O
10. ESM	On
11. System	CW

3. W/B(1) →

R level	128
G level	128
B level	128
R gain	127
G gain	127
B gain	127
g Sub Color	0
g Sub Tint	50
Recall	

3. W/B(2) →

Adjustment item		RF [Initial Data]	RF [Adjust Data]	Remark
Red level	ADJ[0~255]	128	128	Blue level 128 FIX
Green level	ADJ[0~255]	128	128	
Blue level	FIX[0~255]	128	128	
Red Gain	FIX[0~255]	128	135	Red Gain 135 FIX
Green Gain	ADJ[0~255]	128	135	
Blue Gain	ADJ[0~255]	128	135	
gSUB Color	FIX[0~255]	0	0	
gSUB Tint	FIX[0~255]	50	50	
Factory Recall	*A/S : Micom Initial Data Write			

Item		Dynamic Cool 1				Remark
MODE		RF[ADJ]	COMPONENT 480i	COMPONENT 480P	PC	* W/B connot be adjusted in COMPONENT &PC * Only x,y axes can be adusted in High & Low Light
Signal Source		External input ABL Pattern [MSPG925LTH]	External input ABL Pattern [MSPG925LTH]	External input ABL Pattern [MSPG925LTH]	External input ABL Pattern [MSPG925LTH]	
W/B Process Adjustment SPEC	High	x=270± 2, y=270± 2	Cannot be adjustment	Cannot be adjustment	Cannot be adjustment	
	Low	x=270± 2, y=270± 2	Cannot be adjustment	Cannot be adjustment	Cannot be adjustment	
W/B SPEC	High	x=270± 10, y=270± 10 , Y=22. 0↑ [FL]	x=270± 20, y=270± 20	x=270± 20, y=275± 20	x=250± 30, y=260± 30	
	Low	x=270± 10, y=270± 10 , Y=0. 3 0. 1 [FL]	x=260± 20, y=260± 20	x=280± 20, y=290± 20	x=250± 30, y=255± 30	

4. ADC →

VCTi		PC	
R offset	**53**	R offset	**66**
G offset	**43**	G offset	**63**
B offset	**47**	B offset	**51**
R gain 0	**125**	R gain 0	**54**
R gain 1	**1**	R gain 1	**1**
G gain 0	**122**	G gain 0	**62**
G gain 1	**1**	G gain 1	**1**
B gain 0	**134**	B gain 0	**66**
B gain 1	**1**	B gain 1	**1**

5. VCTi →

R Drive	192	RF AGC	2
G Drive	192	Vpeaking	6
B Drive	192	CTI Gain	15
Sub Contrast	56	CTI Coring	5
Sub Bright	128	LMIXOFS	2
Sub Sharp	10	PKCF	3
Sub Color	0	AGCADJ1	43
Sub Tint	50	LTI Gain	15
Sub Coring	20		

6. ACC/ ACM →

Y Max D	7	Up Stant	40
Y Scl Thr	64	Low Sn Thr	60
Y Scl A	5	Up Sn Thr	0
Y Scl B	0	Y Min	10
A Ctrl	0	Y Max	255
A Snslp	8	Ym Div Slp	128
T Dixel	12	Fr Age	1
Lower End	80	Fr App	0
Mid Start	30	Esm Ctrl	127
Mid End	100		

7. Test Pattern (Test Pattern of VCTi)

1) VCTi
2) Toshiba
3) Gray Bar
4) Gray
5) Green
6) Color Bar
7) Cross

8. Bus Stop

- Bus stop is used data communication.

9. Chcek Sum

- Display the current check sum size of the MICOM.

10. Reset

- Initializes the data in the MICOM.

11. T-VNCNEU-0007 2004/03/02

- Display the MICOM program version.

4-2-3 White Balance

High	Low
285, 295	285, 295
x, y	x, y

Memo

5 Troubleshooting

5-1 No Power

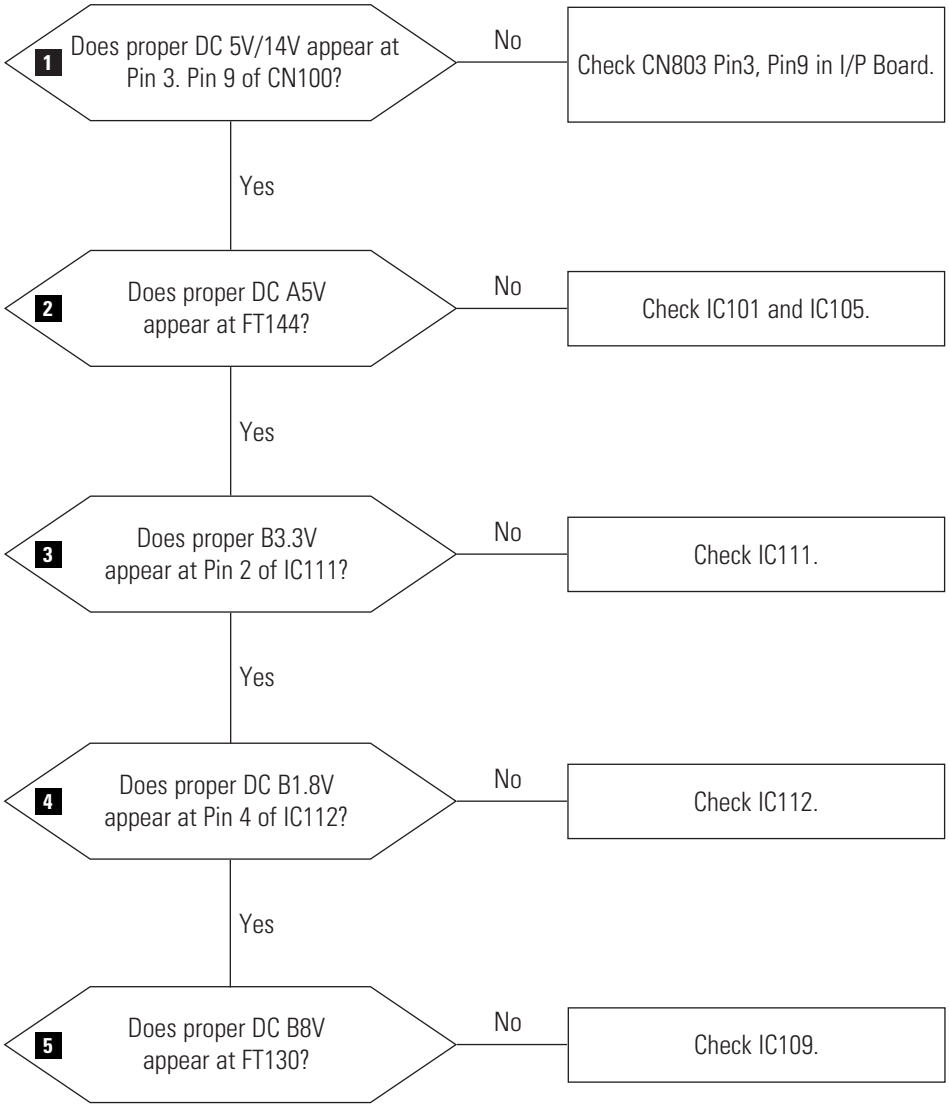

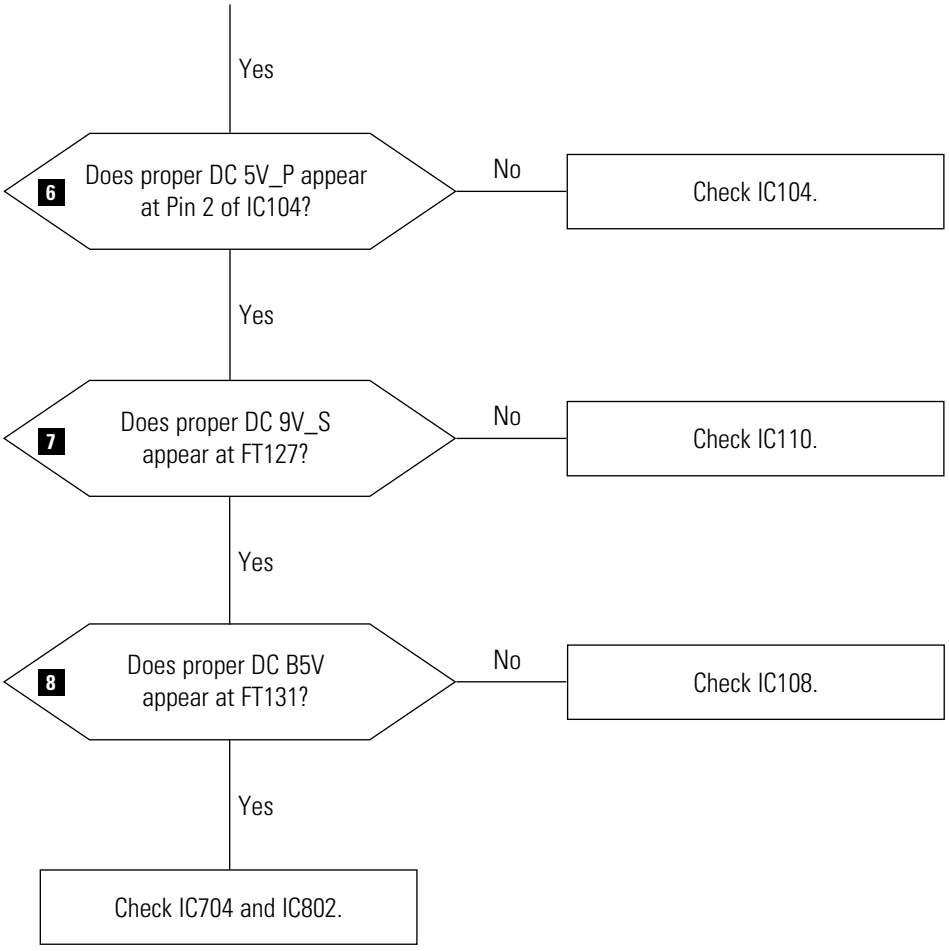
Yes
6
Does proper DC 5V_P appear at Pin 2 of IC104?
No
Check IC104.
Yes
7
Does proper DC 9V_S appear at FT127?
No
Check IC110.
Yes
8
Does proper DC B5V appear at FT131?
No
Check IC108.
Yes
Check IC704 and IC802.

WAVEFORMS

1

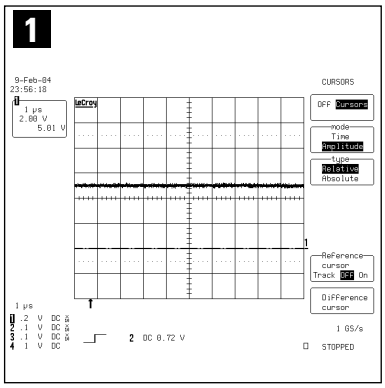

2

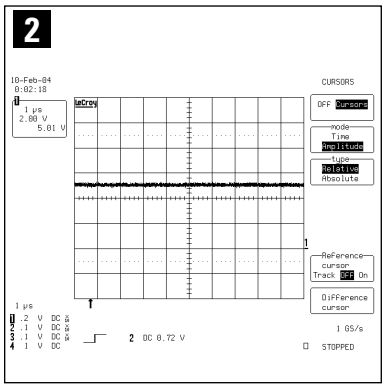

3

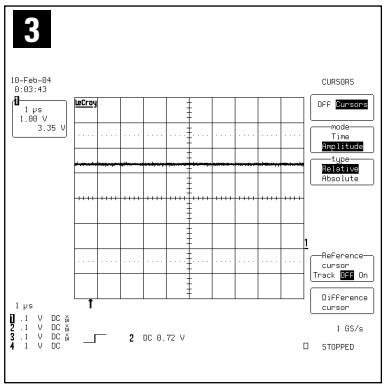

4

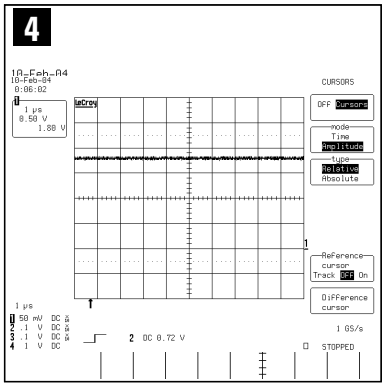

5

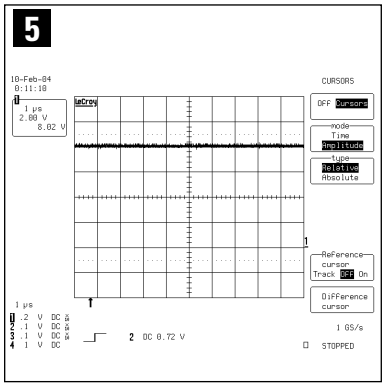

6

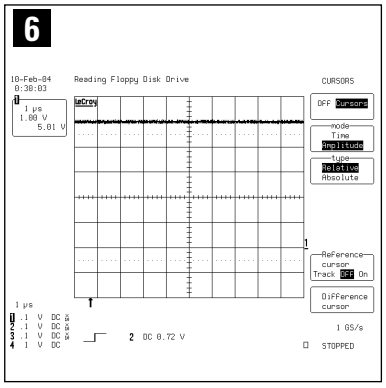

7

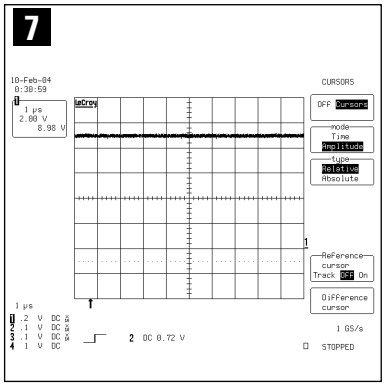

8

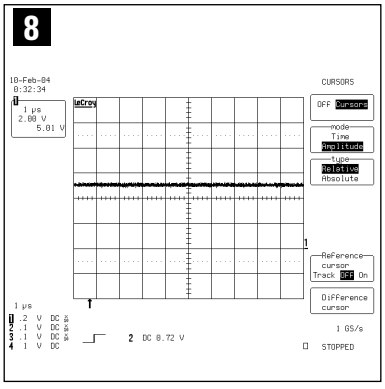

5-2 No Picture (TV, Video, S-Video, DVD)

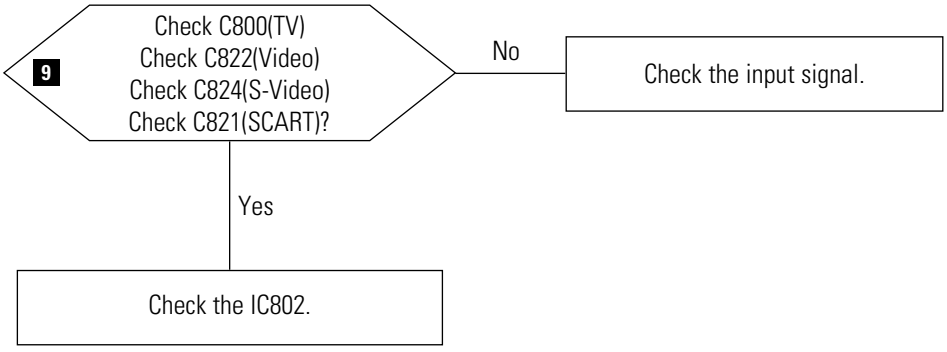

WAVEFORMS

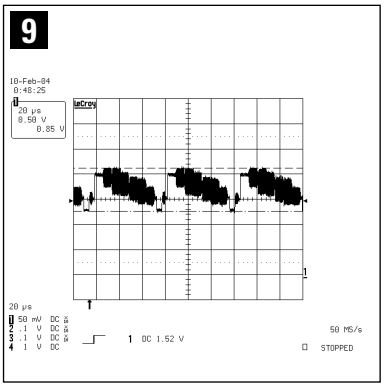

5-3 No Sound

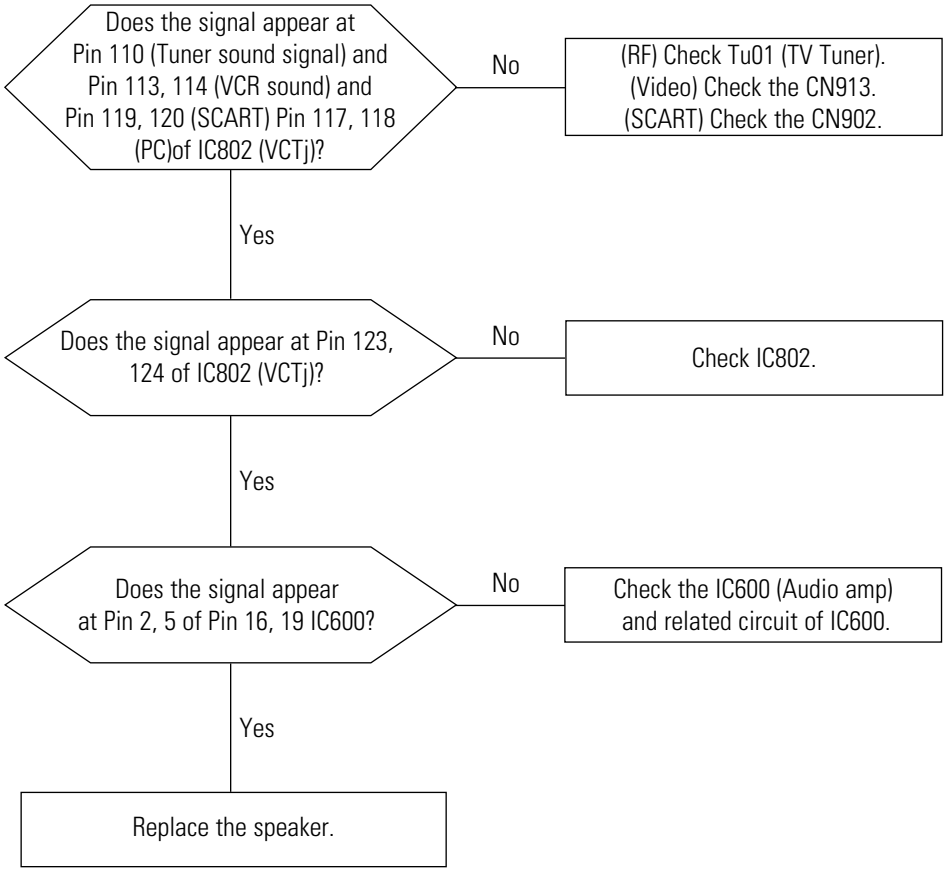
Does the signal appear at Pin 110 (Tuner sound signal) and Pin 113, 114 (VCR sound) and Pin 119, 120 (SCART) Pin 117, 118 (PC)of IC802 (VCTj)?
No
(RF) Check Tu01 (TV Tuner).
(Video) Check the CN913.
(SCART) Check the CN902.
Yes
Does the signal appear at Pin 123, 124 of IC802 (VCTj)?
No
Check IC802.
Yes
Does the signal appear at Pin 2, 5 of Pin 16, 19 IC600?
No
Check the IC600 (Audio amp) and related circuit of IC600.
Yes
Replace the speaker.

Memo

6 Exploded View and Parts List

❊ You can search for updated part codes through ITSELF web site.
URL : http://itself. sec. samsung.co.kr

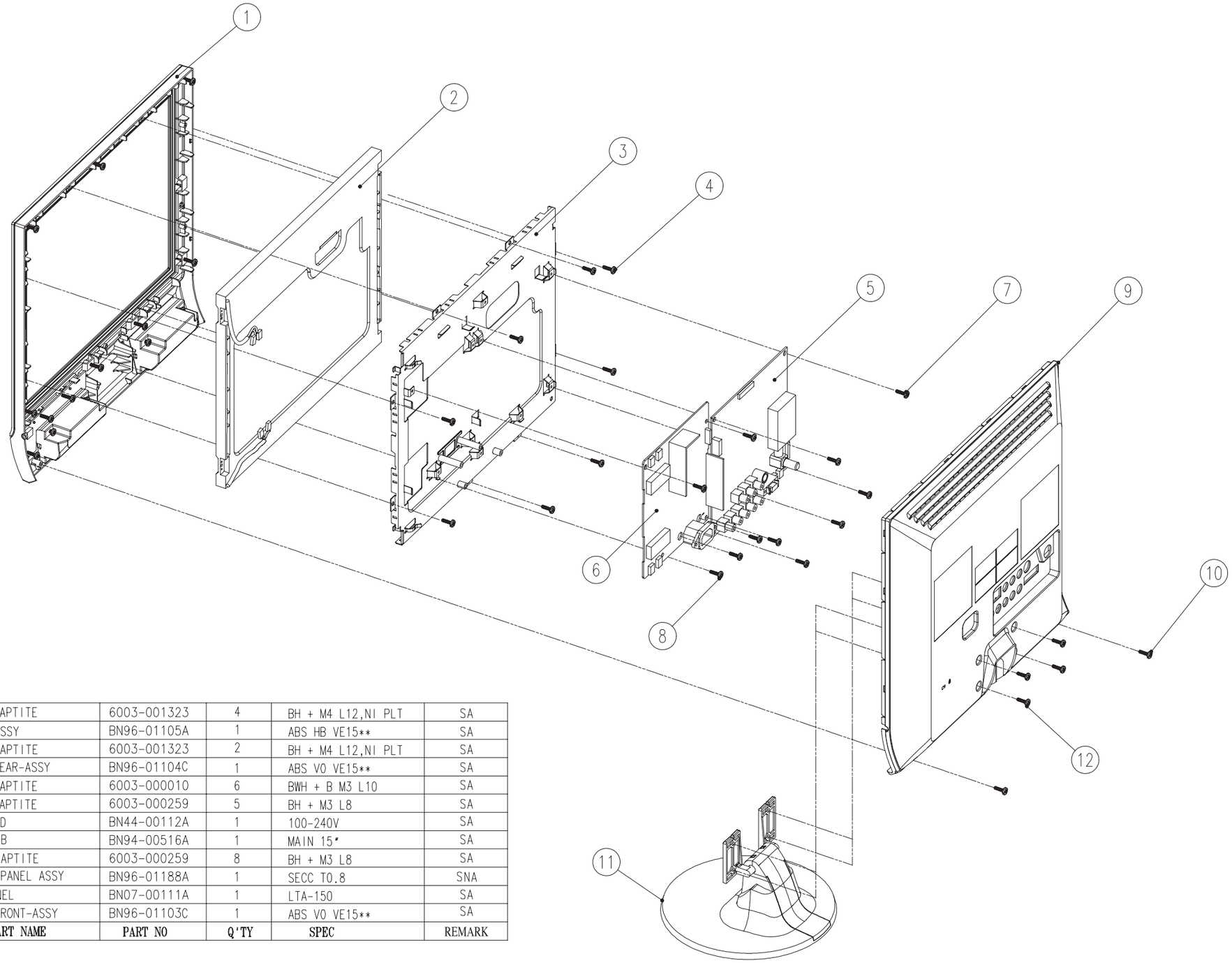

NO	PART NAME	PART NO	Q'TY	SPEC	REMARK
12	SCREW TAPTITE	6003-001323	4	BH + M4 L12,NI PLT	SA
11	STAND-ASSY	BN96-01105A	1	ABS HB VE15**	SA
10	SCREW TAPTITE	6003-001323	2	BH + M4 L12,NI PLT	SA
9	COVER-REAR-ASSY	BN96-01104C	1	ABS V0 VE15**	SA
8	SCREW TAPTITE	6003-000010	6	BWH + B M3 L10	SA
7	SCREW TAPTITE	6003-000259	5	BH + M3 L8	SA
6	IP-BOARD	BN44-00112A	1	100-240V	SA
5	MAIN PCB	BN94-00516A	1	MAIN 15"	SA
4	SCREW TAPTITE	6003-000259	8	BH + M3 L8	SA
3	SHIELD-PANEL ASSY	BN96-01188A	1	SECC T0.8	SNA
2	LCD-PANEL	BN07-00111A	1	LTA-150	SA
1	COVER-FRONT-ASSY	BN96-01103C	1	ABS V0 VE15**	SA

Memo

7 Electrical Parts List

❊ You can search for updated part codes through ITSELF web site.
URL : http://itself.sec.samsung.co.kr/

7-1 Main PCB Parts

Level	Loc. No.	Code No.	Description	Specification	Remarks
0	VE15EO				
1	S3-VE15EO	-	1	SEC,XH-L06	-
3	BN94-00527X	-	ASSY PCB MAIN-S3	VE15EO	SA
4	0204-002420	CIS3	SOLVENT	1M-1000,C3H70H,96,-,-	SNA
4	0204-002426	CIS4	FLUX	DF-201TVS,MIX,0.820,FLUX13%,14KG,-	SNA
4	3705-001331	CIS6	CONNECTOR-COAXIAL	PAL,ADAPTOR(J/J),-,75ohm,-	SA
4	3711-004712	CN100	CONNECTOR-HEADER	BOX,9P,1R,2mm,STRAIGHT,SN	SA
4	3722-000158	CN900	JACK-PIN	1P,3.4mm,SN,YEL,-	SA
4	3722-000498	CN902	JACK-SCART	21P,-,SN,BLK,NO	SA
4	3722-001734	CN903	JACK-VHS	4P,-,SN,BLK,-	SA
4	3701-001294	CN908	CONNECTOR-DSUB	15P,3R,FEMALE,STRAIGHT,AUF	SA
4	3722-001061	CN909	JACK-PHONE	1P,3.6PI,AG,BLK,N	SA
4	3722-001846	CN913	JACK-PIN	2P,8.3MM,AU,WHT/RED,-	SA
4	2904-001179	FT800	FILTER-SAW	36.125MHz,-,32.65-39.6MHz/0.5dB,SIP5K,+-0MHz/21.8dB,31.25MHz/37dB	SA
4	BN39-00519A	HARNESS	LEAD CONNECTOR	MONTE,UL1061#28,UL/CSA,20P,100MM,#26,12507HS-20,12507HS-20L,BK,1061#28,SJ03-01-6	SNA
4	BN40-00049A	TU01	TUNER	TMQZ6-416A,VE15,PAL BG,PAL HYPER,38.9MHz,75 ohm,75 ohm,PHONE-JACK,ASYMM,5V,TR	SNA
4	2801-003959	X702	CRYSTAL-UNIT	0.032768MHz,20ppm,28-AAY,12.5pF,35kohm,BK	SA
4	BN97-00359H	-	ASSY SMD	VE15EO	SNA
5	3301-001145	15INCH	BEAD-SMD	60ohm,4516,6000mA,TP,70ohm/45MHz,82ohm/760MHz,0.01ohm	SNA
5	2402-001086	C100	C-AL,SMD	100UF,20%,16V,WT,TP,6.6X6.6X5.3	SA
5	2402-000170	C101	C-AL,SMD	1uF,20%,50V,GP,TP,4.3x4.3x5.4,	SA
5	2402-000170	C102	C-AL,SMD	1uF,20%,50V,GP,TP,4.3x4.3x5.4,	SA
5	2203-000189	C107	C-CER,CHIP	100nF,+80-20%,25V,Y5V,TP,1608,	SA
5	2402-001042	C109	C-AL,SMD	100uF,20%,16V,GP,TP,6.6x6.6x5.4mm	SA
5	2402-001081	C110	C-AL,SMD	100uF,20%,25V,WT,TP,8.3x8.3x10	SA
5	2402-001042	C111	C-AL,SMD	100uF,20%,16V,GP,TP,6.6x6.6x5.4mm	SA
5	2402-001042	C112	C-AL,SMD	100uF,20%,16V,GP,TP,6.6x6.6x5.4mm	SA
5	2402-001042	C113	C-AL,SMD	100uF,20%,16V,GP,TP,6.6x6.6x5.4mm	SA
5	2402-001086	C114	C-AL,SMD	100UF,20%,16V,WT,TP,6.6X6.6X5.3	SA
5	2402-000170	C115	C-AL,SMD	1uF,20%,50V,GP,TP,4.3x4.3x5.4,	SA
5	2402-000176	C116	C-AL,SMD	10uF,20%,16V,GP,TP,4.3x4.3x5.4	SA
5	2203-000189	C117	C-CER,CHIP	100nF,+80-20%,25V,Y5V,TP,1608,	SA
5	2203-000189	C118	C-CER,CHIP	100nF,+80-20%,25V,Y5V,TP,1608,	SA
5	2203-000140	C119	C-CER,CHIP	1.5nF,10%,50V,X7R,TP,1608,-	SA
5	2203-000140	C120	C-CER,CHIP	1.5nF,10%,50V,X7R,TP,1608,-	SA
5	2203-001656	C121	C-CER,CHIP	0.47nF,5%,50V,NP0,TP,1608	SA
5	2402-000176	C122	C-AL,SMD	10uF,20%,16V,GP,TP,4.3x4.3x5.4	SA
5	2402-000176	C123	C-AL,SMD	10uF,20%,16V,GP,TP,4.3x4.3x5.4	SA
5	2402-000176	C124	C-AL,SMD	10uF,20%,16V,GP,TP,4.3x4.3x5.4	SA
5	2402-000176	C125	C-AL,SMD	10uF,20%,16V,GP,TP,4.3x4.3x5.4	SA
5	2402-000176	C126	C-AL,SMD	10uF,20%,16V,GP,TP,4.3x4.3x5.4	SA
5	2402-000176	C127	C-AL,SMD	10uF,20%,16V,GP,TP,4.3x4.3x5.4	SA
5	2402-000176	C128	C-AL,SMD	10uF,20%,16V,GP,TP,4.3x4.3x5.4	SA
5	2402-000176	C129	C-AL,SMD	10uF,20%,16V,GP,TP,4.3x4.3x5.4	SA
5	2402-000176	C130	C-AL,SMD	10uF,20%,16V,GP,TP,4.3x4.3x5.4	SA
5	2203-001656	C131	C-CER,CHIP	0.47nF,5%,50V,NP0,TP,1608	SA
5	2203-000140	C132	C-CER,CHIP	1.5nF,10%,50V,X7R,TP,1608,-	SA
5	2203-000189	C143	C-CER,CHIP	100nF,+80-20%,25V,Y5V,TP,1608,	SA
5	2203-000189	C163	C-CER,CHIP	100nF,+80-20%,25V,Y5V,TP,1608,	SA
5	2203-000189	C175	C-CER,CHIP	100nF,+80-20%,25V,Y5V,TP,1608,	SA
5	2203-000189	C176	C-CER,CHIP	100nF,+80-20%,25V,Y5V,TP,1608,	SA
5	2402-001042	C178	C-AL,SMD	100uF,20%,16V,GP,TP,6.6x6.6x5.4mm	SA
5	2203-000189	C179	C-CER,CHIP	100nF,+80-20%,25V,Y5V,TP,1608,	SA
5	2203-000257	C180	C-CER,CHIP	10nF,10%,50V,X7R,TP,1608	SA
5	2203-000257	C181	C-CER,CHIP	10nF,10%,50V,X7R,TP,1608	SA
5	2203-000236	C182	C-CER,CHIP	0.1NF,5%,50V,C0G,TP,1608	SA
5	2203-000189	C183	C-CER,CHIP	100nF,+80-20%,25V,Y5V,TP,1608,	SA
5	2402-001044	C184	C-AL,SMD	100UF,20%,25V,GP,TP,8.3X8.3X6.3MM	SA
5	2409-001065	C185	C-ORGANIC	82UF,20%,16V,WT,TP,8X6.9MM,-	SA
5	2203-000257	C187	C-CER,CHIP	10nF,10%,50V,X7R,TP,1608	SA
5	2203-000257	C188	C-CER,CHIP	10nF,10%,50V,X7R,TP,1608	SA
5	2203-000236	C189	C-CER,CHIP	0.1NF,5%,50V,C0G,TP,1608	SA
5	2203-000189	C190	C-CER,CHIP	100nF,+80-20%,25V,Y5V,TP,1608,	SA
5	2402-001044	C191	C-AL,SMD	100UF,20%,25V,GP,TP,8.3X8.3X6.3MM	SA
5	2409-001065	C192	C-ORGANIC	82UF,20%,16V,WT,TP,8X6.9MM,-	SA
5	2402-001070	C193	C-AL,SMD	470uF,20%,16V,GP,TP,10x10.2,-	SA

Level	Loc. No.	CodeNo.	Description	Specification	Remarks
5	2409-001051	C194	C-ORGANIC	82UF,20%,6.3V,WT,TP,6.3*5.9MM,2.1	SA
5	2203-000257	C200	C-CER,CHIP	10nF,10%,50V,X7R,TP,1608	SA
5	2402-001042	C201	C-AL,SMD	100uF,20%,16V,GP,TP,6.6x6.6x5.4mm	SA
5	2203-000491	C202	C-CER,CHIP	2.2nF,10%,50V,X7R,TP,1608,-	SA
5	2203-000189	C203	C-CER,CHIP	100nF,+80-20%,25V,Y5V,TP,1608,	SA
5	2203-000888	C204	C-CER,CHIP	4.7nF,10%,50V,X7R,TP,1608	SA
5	2203-000257	C205	C-CER,CHIP	10nF,10%,50V,X7R,TP,1608	SA
5	2203-001607	C206	C-CER,CHIP	0.22nF,5%,50V,NP0,-,1608	SA
5	2203-000972	C207	C-CER,CHIP	47nF,10%,16V,X7R,TP,1608	SA
5	2203-000236	C208	C-CER,CHIP	0.1NF,5%,50V,C0G,TP,1608	SA
5	2203-000236	C209	C-CER,CHIP	0.1NF,5%,50V,C0G,TP,1608	SA
5	2402-001042	C210	C-AL,SMD	100uF,20%,16V,GP,TP,6.6x6.6x5.4mm	SA
5	2203-000257	C212	C-CER,CHIP	10nF,10%,50V,X7R,TP,1608	SA
5	2402-000170	C213	C-AL,SMD	1uF,20%,50V,GP,TP,4.3x4.3x5.4,	SA
5	2203-000189	C217	C-CER,CHIP	100nF,+80-20%,25V,Y5V,TP,1608,	SA
5	2203-005005	C228	C-CER,CHIP	100nF,10%,16V,X7R,TP,1608	SA
5	2203-005005	C235	C-CER,CHIP	100nF,10%,16V,X7R,TP,1608	SA
5	2203-000783	C236	C-CER,CHIP	0.33NF,5%,50V,C0G,TP,1608	SA
5	2203-000783	C237	C-CER,CHIP	0.33NF,5%,50V,C0G,TP,1608	SA
5	2203-000140	C286	C-CER,CHIP	1.5nF,10%,50V,X7R,TP,1608,-	SA
5	2203-001656	C287	C-CER,CHIP	0.47nF,5%,50V,NP0,TP,1608	SA
5	2402-000170	C305	C-AL,SMD	1uF,20%,50V,GP,TP,4.3x4.3x5.4,	SA
5	2402-000108	C306	C-AL,SMD	10uF,20%,16V,WT,TP,4.3x4.3x5.4	SA
5	2203-000140	C314	C-CER,CHIP	1.5nF,10%,50V,X7R,TP,1608,-	SA
5	2203-001656	C315	C-CER,CHIP	0.47nF,5%,50V,NP0,TP,1608	SA
5	2203-000140	C316	C-CER,CHIP	1.5nF,10%,50V,X7R,TP,1608,-	SA
5	2203-001656	C317	C-CER,CHIP	0.47nF,5%,50V,NP0,TP,1608	SA
5	2203-000140	C318	C-CER,CHIP	1.5nF,10%,50V,X7R,TP,1608,-	SA
5	2203-001656	C319	C-CER,CHIP	0.47nF,5%,50V,NP0,TP,1608	SA
5	2203-000140	C334	C-CER,CHIP	1.5nF,10%,50V,X7R,TP,1608,-	SA
5	2203-001656	C335	C-CER,CHIP	0.47nF,5%,50V,NP0,TP,1608	SA
5	2203-001656	C337	C-CER,CHIP	0.47nF,5%,50V,NP0,TP,1608	SA
5	2203-000257	C502	C-CER,CHIP	10nF,10%,50V,X7R,TP,1608	SA
5	2402-001049	C508	C-AL,CHIP	10uF,20%,16V,GP,TP,3.3x3.3x5.4	SA
5	2402-001049	C509	C-AL,CHIP	10uF,20%,16V,GP,TP,3.3x3.3x5.4	SA
5	2402-001049	C510	C-AL,CHIP	10uF,20%,16V,GP,TP,3.3x3.3x5.4	SA
5	2402-001049	C512	C-AL,CHIP	10uF,20%,16V,GP,TP,3.3x3.3x5.4	SA
5	2402-001049	C514	C-AL,CHIP	10uF,20%,16V,GP,TP,3.3x3.3x5.4	SA
5	2402-001049	C516	C-AL,CHIP	10uF,20%,16V,GP,TP,3.3x3.3x5.4	SA
5	2402-001049	C517	C-AL,CHIP	10uF,20%,16V,GP,TP,3.3x3.3x5.4	SA
5	2402-001049	C518	C-AL,CHIP	10uF,20%,16V,GP,TP,3.3x3.3x5.4	SA
5	2402-001049	C519	C-AL,CHIP	10uF,20%,16V,GP,TP,3.3x3.3x5.4	SA
5	2203-001656	C520	C-CER,CHIP	0.47nF,5%,50V,NP0,TP,1608	SA
5	2203-001656	C521	C-CER,CHIP	0.47nF,5%,50V,NP0,TP,1608	SA
5	2409-001049	C523	C-ORGANIC	47UF,20%,6.3V,FX,TP,5X5.9MM,-	SA
5	2203-005005	C524	C-CER,CHIP	100nF,10%,16V,X7R,TP,1608	SA
5	2203-005005	C525	C-CER,CHIP	100nF,10%,16V,X7R,TP,1608	SA
5	2203-005005	C526	C-CER,CHIP	100nF,10%,16V,X7R,TP,1608	SA
5	2203-005005	C527	C-CER,CHIP	100nF,10%,16V,X7R,TP,1608	SA
5	2203-005005	C529	C-CER,CHIP	100nF,10%,16V,X7R,TP,1608	SA
5	2203-005005	C530	C-CER,CHIP	100nF,10%,16V,X7R,TP,1608	SA
5	2203-005005	C532	C-CER,CHIP	100nF,10%,16V,X7R,TP,1608	SA
5	2203-005005	C533	C-CER,CHIP	100nF,10%,16V,X7R,TP,1608	SA
5	2203-005005	C535	C-CER,CHIP	100nF,10%,16V,X7R,TP,1608	SA
5	2203-005065	C600	C-CER,CHIP	1000nF,+80-20%,10V,Y5V,-,1608	SA
5	2203-006036	C601	C-CER,CHIP	680NF,+80-20%,16V,Y5V,TP,1608	SA
5	2203-006036	C602	C-CER,CHIP	680NF,+80-20%,16V,Y5V,TP,1608	SA
5	2203-005065	C603	C-CER,CHIP	1000nF,+80-20%,10V,Y5V,-,1608	SA
5	2402-001086	C604	C-AL,SMD	100UF,20%,16V,WT,TP,6.6X6.6X5.3	SA
5	2402-000135	C605	C-AL,SMD	22uF,20%,16V,GP,TP,5.3x5.3x5.4	SA
5	2402-001042	C606	C-AL,SMD	100uF,20%,16V,GP,TP,6.6x6.6x5.4mm	SA
5	2203-000189	C607	C-CER,CHIP	100nF,+80-20%,25V,Y5V,TP,1608,	SA
5	2402-001042	C608	C-AL,SMD	100uF,20%,16V,GP,TP,6.6x6.6x5.4mm	SA
5	2203-000189	C609	C-CER,CHIP	100nF,+80-20%,25V,Y5V,TP,1608,	SA
5	2402-000135	C610	C-AL,SMD	22uF,20%,16V,GP,TP,5.3x5.3x5.4	SA
5	2203-000491	C611	C-CER,CHIP	2.2nF,10%,50V,X7R,TP,1608,-	SA
5	2203-000491	C612	C-CER,CHIP	2.2nF,10%,50V,X7R,TP,1608,-	SA
5	2402-001042	C613	C-AL,SMD	100uF,20%,16V,GP,TP,6.6x6.6x5.4mm	SA
5	2203-001402	C614	C-CER,CHIP	220nF,+80-20%,16V,Y5V,TP,1608	SA
5	2203-000189	C615	C-CER,CHIP	100nF,+80-20%,25V,Y5V,TP,1608,	SA
5	2203-001652	C616	C-CER,CHIP	470nF,+80-20%,16V,Y5V,TP,1608	SA
5	2203-001402	C617	C-CER,CHIP	220nF,+80-20%,16V,Y5V,TP,1608	SA
5	2203-001402	C618	C-CER,CHIP	220nF,+80-20%,16V,Y5V,TP,1608	SA
5	2203-001652	C619	C-CER,CHIP	470nF,+80-20%,16V,Y5V,TP,1608	SA
5	2203-000189	C620	C-CER,CHIP	100nF,+80-20%,25V,Y5V,TP,1608,	SA
5	2203-001402	C621	C-CER,CHIP	220nF,+80-20%,16V,Y5V,TP,1608	SA

Level	Loc. No.	Code No.	Description	Specification	Remarks
5	2402-001042	C622	C-AL,SMD	100uF,20%,16V,GP,TP,6.6x6.6x5.4mm	SA
5	2402-001155	C623	C-AL,SMD	47UF,20%,16V,WT,TP,6.3X5.2MM	SA
5	2203-005005	C704	C-CER,CHIP	100nF,10%,16V,X7R,TP,1608	SA
5	2203-005005	C705	C-CER,CHIP	100nF,10%,16V,X7R,TP,1608	SA
5	2203-005005	C706	C-CER,CHIP	100nF,10%,16V,X7R,TP,1608	SA
5	2203-005005	C707	C-CER,CHIP	100nF,10%,16V,X7R,TP,1608	SA
5	2409-001051	C708	C-ORGANIC	82UF,20%,6.3V,WT,TP,6.3*5.9MM,2.1	SA
5	2203-005005	C709	C-CER,CHIP	100nF,10%,16V,X7R,TP,1608	SA
5	2203-005005	C710	C-CER,CHIP	100nF,10%,16V,X7R,TP,1608	SA
5	2203-005005	C711	C-CER,CHIP	100nF,10%,16V,X7R,TP,1608	SA
5	2402-001042	C712	C-AL,SMD	100uF,20%,16V,GP,TP,6.6x6.6x5.4mm	SA
5	2203-005005	C713	C-CER,CHIP	100nF,10%,16V,X7R,TP,1608	SA
5	2203-005194	C714	C-CER,CHIP	220pF,10%,50V,X7R,TP,1608,-	SA
5	2203-005194	C715	C-CER,CHIP	220pF,10%,50V,X7R,TP,1608,-	SA
5	2203-005005	C716	C-CER,CHIP	100nF,10%,16V,X7R,TP,1608	SA
5	2409-001049	C717	C-ORGANIC	47UF,20%,6.3V,FX,TP,5X5.9MM,-	SA
5	2203-005005	C718	C-CER,CHIP	100nF,10%,16V,X7R,TP,1608	SA
5	2203-005005	C719	C-CER,CHIP	100nF,10%,16V,X7R,TP,1608	SA
5	2203-005005	C720	C-CER,CHIP	100nF,10%,16V,X7R,TP,1608	SA
5	2203-005005	C721	C-CER,CHIP	100nF,10%,16V,X7R,TP,1608	SA
5	2203-005005	C722	C-CER,CHIP	100nF,10%,16V,X7R,TP,1608	SA
5	2409-001049	C723	C-ORGANIC	47UF,20%,6.3V,FX,TP,5X5.9MM,-	SA
5	2203-005005	C724	C-CER,CHIP	100nF,10%,16V,X7R,TP,1608	SA
5	2203-005005	C725	C-CER,CHIP	100nF,10%,16V,X7R,TP,1608	SA
5	2203-005005	C726	C-CER,CHIP	100nF,10%,16V,X7R,TP,1608	SA
5	2203-001086	C727	C-CER,CHIP	0.005nF,0.25pF,50V,NP0,TP,1608	SA
5	2203-001086	C728	C-CER,CHIP	0.005nF,0.25pF,50V,NP0,TP,1608	SA
5	2203-005005	C729	C-CER,CHIP	100nF,10%,16V,X7R,TP,1608	SA
5	2203-005005	C730	C-CER,CHIP	100nF,10%,16V,X7R,TP,1608	SA
5	2203-005005	C731	C-CER,CHIP	100nF,10%,16V,X7R,TP,1608	SA
5	2203-005005	C732	C-CER,CHIP	100nF,10%,16V,X7R,TP,1608	SA
5	2203-005005	C733	C-CER,CHIP	100nF,10%,16V,X7R,TP,1608	SA
5	2203-005005	C734	C-CER,CHIP	100nF,10%,16V,X7R,TP,1608	SA
5	2203-005005	C735	C-CER,CHIP	100nF,10%,16V,X7R,TP,1608	SA
5	2203-005005	C736	C-CER,CHIP	100nF,10%,16V,X7R,TP,1608	SA
5	2203-005005	C737	C-CER,CHIP	100nF,10%,16V,X7R,TP,1608	SA
5	2203-005005	C738	C-CER,CHIP	100nF,10%,16V,X7R,TP,1608	SA
5	2203-005005	C739	C-CER,CHIP	100nF,10%,16V,X7R,TP,1608	SA
5	2203-005005	C740	C-CER,CHIP	100nF,10%,16V,X7R,TP,1608	SA
5	2203-005005	C741	C-CER,CHIP	100nF,10%,16V,X7R,TP,1608	SA
5	2203-005005	C742	C-CER,CHIP	100nF,10%,16V,X7R,TP,1608	SA
5	2203-000257	C743	C-CER,CHIP	10nF,10%,50V,X7R,TP,1608	SA
5	2203-000257	C744	C-CER,CHIP	10nF,10%,50V,X7R,TP,1608	SA
5	2203-000189	C745	C-CER,CHIP	100nF,+80-20%,25V,Y5V,TP,1608,	SA
5	2203-005005	C747	C-CER,CHIP	100nF,10%,16V,X7R,TP,1608	SA
5	2203-005194	C748	C-CER,CHIP	220pF,10%,50V,X7R,TP,1608,-	SA
5	2203-005005	C749	C-CER,CHIP	100nF,10%,16V,X7R,TP,1608	SA
5	2203-000257	C750	C-CER,CHIP	10nF,10%,50V,X7R,TP,1608	SA
5	2203-005194	C751	C-CER,CHIP	220pF,10%,50V,X7R,TP,1608,-	SA
5	2203-005194	C752	C-CER,CHIP	220pF,10%,50V,X7R,TP,1608,-	SA
5	2203-005194	C753	C-CER,CHIP	220pF,10%,50V,X7R,TP,1608,-	SA
5	2203-000189	C754	C-CER,CHIP	100nF,+80-20%,25V,Y5V,TP,1608,	SA
5	2203-000257	C755	C-CER,CHIP	10nF,10%,50V,X7R,TP,1608	SA
5	2203-000257	C756	C-CER,CHIP	10nF,10%,50V,X7R,TP,1608	SA
5	2203-000257	C757	C-CER,CHIP	10nF,10%,50V,X7R,TP,1608	SA
5	2203-000257	C758	C-CER,CHIP	10nF,10%,50V,X7R,TP,1608	SA
5	2203-005005	C759	C-CER,CHIP	100nF,10%,16V,X7R,TP,1608	SA
5	2203-005005	C760	C-CER,CHIP	100nF,10%,16V,X7R,TP,1608	SA
5	2203-005005	C764	C-CER,CHIP	100nF,10%,16V,X7R,TP,1608	SA
5	2402-001086	C765	C-AL,SMD	100UF,20%,16V,WT,TP,6.6X6.6X5.3	SA
5	2203-000189	C766	C-CER,CHIP	100nF,+80-20%,25V,Y5V,TP,1608,	SA
5	2203-005005	C768	C-CER,CHIP	100nF,10%,16V,X7R,TP,1608	SA
5	2203-000189	C769	C-CER,CHIP	100nF,+80-20%,25V,Y5V,TP,1608,	SA
5	2402-001042	C800	C-AL,SMD	100uF,20%,16V,GP,TP,6.6x6.6x5.4mm	SA
5	2203-000189	C801	C-CER,CHIP	100nF,+80-20%,25V,Y5V,TP,1608,	SA
5	2203-000189	C802	C-CER,CHIP	100nF,+80-20%,25V,Y5V,TP,1608,	SA
5	2203-000626	C804	C-CER,CHIP	0.022nF,5%,50V,C0G,TP,1608	SA
5	2203-000626	C805	C-CER,CHIP	0.022nF,5%,50V,C0G,TP,1608	SA
5	2203-000189	C808	C-CER,CHIP	100nF,+80-20%,25V,Y5V,TP,1608,	SA
5	2203-000257	C809	C-CER,CHIP	10nF,10%,50V,X7R,TP,1608	SA
5	2203-000189	C810	C-CER,CHIP	100nF,+80-20%,25V,Y5V,TP,1608,	SA
5	2203-000257	C811	C-CER,CHIP	10nF,10%,50V,X7R,TP,1608	SA
5	2203-000257	C812	C-CER,CHIP	10nF,10%,50V,X7R,TP,1608	SA
5	2203-001052	C813	C-CER,CHIP	0.56nF,10%,50V,X7R,TP,1608	SA
5	2203-001052	C814	C-CER,CHIP	0.56nF,10%,50V,X7R,TP,1608	SA
5	2203-001052	C816	C-CER,CHIP	0.56nF,10%,50V,X7R,TP,1608	SA

Level	Loc. No.	Code No.	Description	Specification	Remarks
5	2203-000189	C817	C-CER,CHIP	100nF,+80-20%,25V,Y5V,TP,1608,	SA
5	2203-000189	C818	C-CER,CHIP	100nF,+80-20%,25V,Y5V,TP,1608,	SA
5	2203-000189	C819	C-CER,CHIP	100nF,+80-20%,25V,Y5V,TP,1608,	SA
5	2203-000189	C820	C-CER,CHIP	100nF,+80-20%,25V,Y5V,TP,1608,	SA
5	2203-000189	C821	C-CER,CHIP	100nF,+80-20%,25V,Y5V,TP,1608,	SA
5	2203-000189	C822	C-CER,CHIP	100nF,+80-20%,25V,Y5V,TP,1608,	SA
5	2203-000189	C823	C-CER,CHIP	100nF,+80-20%,25V,Y5V,TP,1608,	SA
5	2203-000189	C824	C-CER,CHIP	100nF,+80-20%,25V,Y5V,TP,1608,	SA
5	2203-000189	C825	C-CER,CHIP	100nF,+80-20%,25V,Y5V,TP,1608,	SA
5	2203-000189	C827	C-CER,CHIP	100nF,+80-20%,25V,Y5V,TP,1608,	SA
5	2203-000189	C828	C-CER,CHIP	100nF,+80-20%,25V,Y5V,TP,1608,	SA
5	2203-000189	C829	C-CER,CHIP	100nF,+80-20%,25V,Y5V,TP,1608,	SA
5	2203-000189	C831	C-CER,CHIP	100nF,+80-20%,25V,Y5V,TP,1608,	SA
5	2402-001006	C833	C-AL,SMD	4.7uF,20%,25V,GP,TP,3.6x6.3x3.	SA
5	2402-000144	C834	C-AL,SMD	3.3UF,20%,50V,GP,TP,4.3X4.3X5.4	SA
5	2402-000135	C835	C-AL,SMD	22uF,20%,16V,GP,TP,5.3x5.3x5.4	SA
5	2402-000135	C836	C-AL,SMD	22uF,20%,16V,GP,TP,5.3x5.3x5.4	SA
5	2402-000108	C837	C-AL,SMD	10uF,20%,16V,WT,TP,4.3x4.3x5.4	SA
5	2402-001049	C838	C-AL,CHIP	10uF,20%,16V,GP,TP,3.3x3.3x5.4	SA
5	2203-000189	C839	C-CER,CHIP	100nF,+80-20%,25V,Y5V,TP,1608,	SA
5	2402-001006	C840	C-AL,SMD	4.7uF,20%,25V,GP,TP,3.6x6.3x3.	SA
5	2402-001006	C841	C-AL,SMD	4.7uF,20%,25V,GP,TP,3.6x6.3x3.	SA
5	2402-001006	C842	C-AL,SMD	4.7uF,20%,25V,GP,TP,3.6x6.3x3.	SA
5	2402-001006	C843	C-AL,SMD	4.7uF,20%,25V,GP,TP,3.6x6.3x3.	SA
5	2402-001006	C844	C-AL,SMD	4.7uF,20%,25V,GP,TP,3.6x6.3x3.	SA
5	2402-001006	C845	C-AL,SMD	4.7uF,20%,25V,GP,TP,3.6x6.3x3.	SA
5	2203-000257	C846	C-CER,CHIP	10nF,10%,50V,X7R,TP,1608	SA
5	2402-000170	C847	C-AL,SMD	1uF,20%,50V,GP,TP,4.3x4.3x5.4,	SA
5	2203-000236	C900	C-CER,CHIP	0.1NF,5%,50V,C0G,TP,1608	SA
5	2203-000236	C901	C-CER,CHIP	0.1NF,5%,50V,C0G,TP,1608	SA
5	2203-000815	C902	C-CER,CHIP	0.033NF,5%,50V,C0G,TP,1608	SA
5	2203-000815	C903	C-CER,CHIP	0.033NF,5%,50V,C0G,TP,1608	SA
5	2203-000815	C904	C-CER,CHIP	0.033NF,5%,50V,C0G,TP,1608	SA
5	2203-000815	C905	C-CER,CHIP	0.033NF,5%,50V,C0G,TP,1608	SA
5	2203-000815	C906	C-CER,CHIP	0.033NF,5%,50V,C0G,TP,1608	SA
5	2203-000236	C907	C-CER,CHIP	0.1NF,5%,50V,C0G,TP,1608	SA
5	2203-000236	C908	C-CER,CHIP	0.1NF,5%,50V,C0G,TP,1608	SA
5	2203-000697	C909	C-CER,CHIP	0.002NF,0.25PF,50V,C0G,TP,1608	SA
5	2203-000189	C910	C-CER,CHIP	100nF,+80-20%,25V,Y5V,TP,1608,	SA
5	2203-000783	C911	C-CER,CHIP	0.33NF,5%,50V,C0G,TP,1608	SA
5	2203-000783	C913	C-CER,CHIP	0.33NF,5%,50V,C0G,TP,1608	SA
5	2203-000697	C915	C-CER,CHIP	0.002NF,0.25PF,50V,C0G,TP,1608	SA
5	2203-000697	C916	C-CER,CHIP	0.002NF,0.25PF,50V,C0G,TP,1608	SA
5	2203-000697	C917	C-CER,CHIP	0.002NF,0.25PF,50V,C0G,TP,1608	SA
5	2203-000189	C918	C-CER,CHIP	100nF,+80-20%,25V,Y5V,TP,1608,	SA
5	2203-000189	C919	C-CER,CHIP	100nF,+80-20%,25V,Y5V,TP,1608,	SA
5	2203-000189	C920	C-CER,CHIP	100nF,+80-20%,25V,Y5V,TP,1608,	SA
5	2402-000170	C921	C-AL,SMD	1uF,20%,50V,GP,TP,4.3x4.3x5.4,	SA
5	2203-000236	C922	C-CER,CHIP	0.1NF,5%,50V,C0G,TP,1608	SA
5	2203-000236	C931	C-CER,CHIP	0.1NF,5%,50V,C0G,TP,1608	SA
5	2203-000236	C932	C-CER,CHIP	0.1NF,5%,50V,C0G,TP,1608	SA
5	2203-000236	C933	C-CER,CHIP	0.1NF,5%,50V,C0G,TP,1608	SA
5	2203-000815	C934	C-CER,CHIP	0.033NF,5%,50V,C0G,TP,1608	SA
5	2402-000135	C935	C-AL,SMD	22uF,20%,16V,GP,TP,5.3x5.3x5.4	SA
5	2203-000257	C936	C-CER,CHIP	10nF,10%,50V,X7R,TP,1608	SA
5	2402-000135	C937	C-AL,SMD	22uF,20%,16V,GP,TP,5.3x5.3x5.4	SA
5	2203-000257	C938	C-CER,CHIP	10nF,10%,50V,X7R,TP,1608	SA
5	2203-000236	C939	C-CER,CHIP	0.1NF,5%,50V,C0G,TP,1608	SA
5	2203-000236	C940	C-CER,CHIP	0.1NF,5%,50V,C0G,TP,1608	SA
5	3711-005292	CN600	CONNECTOR-HEADER	BOX,3P,1R,2MM,SMD-A,SN,WHT	SA
5	3711-005291	CN601	CONNECTOR-HEADER	BOX,2P,1R,2MM,SMD-A,SN,WHT	SA
5	3711-005472	CN703	CONNECTOR-HEADER	BOX,20P,1R,1.25mm,SMD-A,Sn+Pb,IVR	SA
5	3711-002046	CN905	CONNECTOR-HEADER	BOX,12P,1R,1.25MM,SMD-S,SN,WHT	SA
5	3711-005471	CN907	CONNECTOR-HEADER	BOX,12P,1R,1.25mm,SMD-A,Sn+Pb,IVR	SA
5	0402-000553	D101	DIODE-RECTIFIER	SS24,40V,2.0A,DO-214AA	SA
5	0402-000553	D102	DIODE-RECTIFIER	SS24,40V,2.0A,DO-214AA	SA
5	0401-001056	D200	DIODE-SWITCHING	MMBD4148SE,100V,200MA,SOT-23,TP	SA
5	0403-001425	D201	DIODE-ZENER	BZX84C33,31-35V,350MW,SOT-23,TP	SA
5	0401-001056	D600	DIODE-SWITCHING	MMBD4148SE,100V,200MA,SOT-23,TP	SA
5	0407-000123	D601	DIODE-ARRAY	DAN202K,80V,100MA,CA2-3,SOT-23,TP	SA
5	0403-001435	D602	DIODE-ZENER	QZX363C5V6,5.32-5.88V,200MW,SOT-363,TP	SA
5	0403-001052	D603	DIODE-ZENER	RD8.2MB,7.7-8.7V,200MW,SOT-23,TP	SA
5	0403-001052	D604	DIODE-ZENER	RD8.2MB,7.7-8.7V,200MW,SOT-23,TP	SA
5	0401-001056	D701	DIODE-SWITCHING	MMBD4148SE,100V,200MA,SOT-23,TP	SA
5	0401-001056	D702	DIODE-SWITCHING	MMBD4148SE,100V,200MA,SOT-23,TP	SA
5	0401-001056	D800	DIODE-SWITCHING	MMBD4148SE,100V,200MA,SOT-23,TP	SA

Level	Loc. No.	Code No.	Description	Specification	Remarks
5	0403-001052	D900	DIODE-ZENER	RD8.2MB,7.7-8.7V,200MW,SOT-23,TP	SA
5	0403-001052	D901	DIODE-ZENER	RD8.2MB,7.7-8.7V,200MW,SOT-23,TP	SA
5	0403-001052	D902	DIODE-ZENER	RD8.2MB,7.7-8.7V,200MW,SOT-23,TP	SA
5	0403-001052	D903	DIODE-ZENER	RD8.2MB,7.7-8.7V,200MW,SOT-23,TP	SA
5	0403-000579	D904	DIODE-ZENER	BZX84C5V1,4.8-5.4V,200MW,SOT-23,TP	SA
5	0403-001052	D905	DIODE-ZENER	RD8.2MB,7.7-8.7V,200MW,SOT-23,TP	SA
5	0403-001052	D906	DIODE-ZENER	RD8.2MB,7.7-8.7V,200MW,SOT-23,TP	SA
5	0407-000123	D907	DIODE-ARRAY	DAN202K,80V,100MA,CA2-3,SOT-23,TP	SA
5	0401-001056	D908	DIODE-SWITCHING	MMBD4148SE,100V,200MA,SOT-23,TP	SA
5	0401-001056	D909	DIODE-SWITCHING	MMBD4148SE,100V,200MA,SOT-23,TP	SA
5	0401-001056	D910	DIODE-SWITCHING	MMBD4148SE,100V,200MA,SOT-23,TP	SA
5	0403-001052	D911	DIODE-ZENER	RD8.2MB,7.7-8.7V,200MW,SOT-23,TP	SA
5	0401-001056	D912	DIODE-SWITCHING	MMBD4148SE,100V,200MA,SOT-23,TP	SA
5	0401-001056	D913	DIODE-SWITCHING	MMBD4148SE,100V,200MA,SOT-23,TP	SA
5	0403-001052	D914	DIODE-ZENER	RD8.2MB,7.7-8.7V,200MW,SOT-23,TP	SA
5	0401-001056	D915	DIODE-SWITCHING	MMBD4148SE,100V,200MA,SOT-23,TP	SA
5	0403-000579	D916	DIODE-ZENER	BZX84C5V1,4.8-5.4V,200MW,SOT-23,TP	SA
5	0403-000579	D917	DIODE-ZENER	BZX84C5V1,4.8-5.4V,200MW,SOT-23,TP	SA
5	0403-000579	D918	DIODE-ZENER	BZX84C5V1,4.8-5.4V,200MW,SOT-23,TP	SA
5	0403-000579	D919	DIODE-ZENER	BZX84C5V1,4.8-5.4V,200MW,SOT-23,TP	SA
5	0403-000579	D920	DIODE-ZENER	BZX84C5V1,4.8-5.4V,200MW,SOT-23,TP	SA
5	0403-001052	D921	DIODE-ZENER	RD8.2MB,7.7-8.7V,200MW,SOT-23,TP	SA
5	0403-001052	D922	DIODE-ZENER	RD8.2MB,7.7-8.7V,200MW,SOT-23,TP	SA
5	0403-001052	D923	DIODE-ZENER	RD8.2MB,7.7-8.7V,200MW,SOT-23,TP	SA
5	0403-001052	D924	DIODE-ZENER	RD8.2MB,7.7-8.7V,200MW,SOT-23,TP	SA
5	0403-001052	D925	DIODE-ZENER	RD8.2MB,7.7-8.7V,200MW,SOT-23,TP	SA
5	0403-001052	D926	DIODE-ZENER	RD8.2MB,7.7-8.7V,200MW,SOT-23,TP	SA
5	0403-001052	D927	DIODE-ZENER	RD8.2MB,7.7-8.7V,200MW,SOT-23,TP	SA
5	0403-000579	D928	DIODE-ZENER	BZX84C5V1,4.8-5.4V,200MW,SOT-23,TP	SA
5	0403-001052	D930	DIODE-ZENER	RD8.2MB,7.7-8.7V,200MW,SOT-23,TP	SA
5	0403-001052	D932	DIODE-ZENER	RD8.2MB,7.7-8.7V,200MW,SOT-23,TP	SA
5	0403-001052	D934	DIODE-ZENER	RD8.2MB,7.7-8.7V,200MW,SOT-23,TP	SA
5	0403-001052	D936	DIODE-ZENER	RD8.2MB,7.7-8.7V,200MW,SOT-23,TP	SA
5	0403-001052	D940	DIODE-ZENER	RD8.2MB,7.7-8.7V,200MW,SOT-23,TP	SA
5	0403-001052	D941	DIODE-ZENER	RD8.2MB,7.7-8.7V,200MW,SOT-23,TP	SA
5	0403-001052	D942	DIODE-ZENER	RD8.2MB,7.7-8.7V,200MW,SOT-23,TP	SA
5	0403-001048	D944	DIODE-ZENER	BZX84C16,15.3-17.1V,225MW,SOT-23,TP	SA
5	0403-001052	D945	DIODE-ZENER	RD8.2MB,7.7-8.7V,200MW,SOT-23,TP	SA
5	0403-001052	D946	DIODE-ZENER	RD8.2MB,7.7-8.7V,200MW,SOT-23,TP	SA
5	0403-001052	D947	DIODE-ZENER	RD8.2MB,7.7-8.7V,200MW,SOT-23,TP	SA
5	0401-001056	D948	DIODE-SWITCHING	MMBD4148SE,100V,200MA,SOT-23,TP	SA
5	0401-001056	D949	DIODE-SWITCHING	MMBD4148SE,100V,200MA,SOT-23,TP	SA
5	0403-000579	D950	DIODE-ZENER	BZX84C5V1,4.8-5.4V,200MW,SOT-23,TP	SA
5	0401-001056	D951	DIODE-SWITCHING	MMBD4148SE,100V,200MA,SOT-23,TP	SA
5	0401-001056	D952	DIODE-SWITCHING	MMBD4148SE,100V,200MA,SOT-23,TP	SA
5	0401-001056	D953	DIODE-SWITCHING	MMBD4148SE,100V,200MA,SOT-23,TP	SA
5	0401-001056	D954	DIODE-SWITCHING	MMBD4148SE,100V,200MA,SOT-23,TP	SA
5	0401-001056	D955	DIODE-SWITCHING	MMBD4148SE,100V,200MA,SOT-23,TP	SA
5	0401-001056	D956	DIODE-SWITCHING	MMBD4148SE,100V,200MA,SOT-23,TP	SA
5	0401-001056	D957	DIODE-SWITCHING	MMBD4148SE,100V,200MA,SOT-23,TP	SA
5	3301-001145	FT100	BEAD-SMD	60ohm,4516,6000mA,TP,70ohm/45MHz,82ohm/760MHz,0.01ohm	SNA
5	3301-001145	FT101	BEAD-SMD	60ohm,4516,6000mA,TP,70ohm/45MHz,82ohm/760MHz,0.01ohm	SNA
5	2901-001114	FT104	FILTER-EMI SMD	25VDC,2.0ADC,-,100nF,3.2x1.6x1	SA
5	2901-001114	FT105	FILTER-EMI SMD	25VDC,2.0ADC,-,100nF,3.2x1.6x1	SA
5	2901-001114	FT106	FILTER-EMI SMD	25VDC,2.0ADC,-,100nF,3.2x1.6x1	SA
5	2901-001114	FT107	FILTER-EMI SMD	25VDC,2.0ADC,-,100nF,3.2x1.6x1	SA
5	2901-001114	FT108	FILTER-EMI SMD	25VDC,2.0ADC,-,100nF,3.2x1.6x1	SA
5	2901-001114	FT109	FILTER-EMI SMD	25VDC,2.0ADC,-,100nF,3.2x1.6x1	SA
5	3301-001145	FT11	BEAD-SMD	60ohm,4516,6000mA,TP,70ohm/45MHz,82ohm/760MHz,0.01ohm	SNA
5	2901-001114	FT110	FILTER-EMI SMD	25VDC,2.0ADC,-,100nF,3.2x1.6x1	SA
5	2901-001114	FT111	FILTER-EMI SMD	25VDC,2.0ADC,-,100nF,3.2x1.6x1	SA
5	2901-001114	FT112	FILTER-EMI SMD	25VDC,2.0ADC,-,100nF,3.2x1.6x1	SA
5	2901-001114	FT113	FILTER-EMI SMD	25VDC,2.0ADC,-,100nF,3.2x1.6x1	SA
5	3301-001145	FT118	BEAD-SMD	60ohm,4516,6000mA,TP,70ohm/45MHz,82ohm/760MHz,0.01ohm	SNA
5	3301-001145	FT125	BEAD-SMD	60ohm,4516,6000mA,TP,70ohm/45MHz,82ohm/760MHz,0.01ohm	SNA
5	3301-001145	FT126	BEAD-SMD	60ohm,4516,6000mA,TP,70ohm/45MHz,82ohm/760MHz,0.01ohm	SNA
5	3301-001145	FT127	BEAD-SMD	60ohm,4516,6000mA,TP,70ohm/45MHz,82ohm/760MHz,0.01ohm	SNA
5	BN27-00009A	FT128	COIL CHOKE	SMD12X12X6,EOS,33UH,15%,-,0.128Y MAX,2A,DR10X5.0MM,18.5TS,12X12X6,1.8MM,1UEW 0.	SA
5	3301-001145	FT130	BEAD-SMD	60ohm,4516,6000mA,TP,70ohm/45MHz,82ohm/760MHz,0.01ohm	SNA
5	2703-001778	FT131	INDUCTOR-SMD	3.3uH,20%,3225	SA
5	3301-001145	FT144	BEAD-SMD	60ohm,4516,6000mA,TP,70ohm/45MHz,82ohm/760MHz,0.01ohm	SNA
5	BN27-00009A	FT145	COIL CHOKE	SMD12X12X6,EOS,33UH,15%,-,0.128Y MAX,2A,DR10X5.0MM,18.5TS,12X12X6,1.8MM,1UEW 0.	SA
5	3301-001145	FT200	BEAD-SMD	60ohm,4516,6000mA,TP,70ohm/45MHz,82ohm/760MHz,0.01ohm	SNA
5	2901-001114	FT500	FILTER-EMI SMD	25VDC,2.0ADC,-,100nF,3.2x1.6x1	SA
5	2901-001114	FT701	FILTER-EMI SMD	25VDC,2.0ADC,-,100nF,3.2x1.6x1	SA
5	2901-001114	FT702	FILTER-EMI SMD	25VDC,2.0ADC,-,100nF,3.2x1.6x1	SA

Level	Loc. No.	Code No.	Description	Specification	Remarks
5	2901-001114	FT703	FILTER-EMI SMD	25VDC,2.0ADC,-,100nF,3.2x1.6x1	SA
5	2901-001114	FT704	FILTER-EMI SMD	25VDC,2.0ADC,-,100nF,3.2x1.6x1	SA
5	2901-001114	FT705	FILTER-EMI SMD	25VDC,2.0ADC,-,100nF,3.2x1.6x1	SA
5	2901-001114	FT706	FILTER-EMI SMD	25VDC,2.0ADC,-,100nF,3.2x1.6x1	SA
5	2901-001114	FT708	FILTER-EMI SMD	25VDC,2.0ADC,-,100nF,3.2x1.6x1	SA
5	2901-001114	FT710	FILTER-EMI SMD	25VDC,2.0ADC,-,100nF,3.2x1.6x1	SA
5	2901-001114	FT801	FILTER-EMI SMD	25VDC,2.0ADC,-,100nF,3.2x1.6x1	SA
5	2901-001114	FT802	FILTER-EMI SMD	25VDC,2.0ADC,-,100nF,3.2x1.6x1	SA
5	1203-002842	IC101	IC-POSI.FIXED REG.	AP1117D-33A,TO-252,3P,6.7X5.6MM,PLASTIC,3.235/3.365V,-,0TO+150C,1A,-,TP	SA
5	1203-002708	IC104	IC-POSI.FIXED REG.	1085,TO-263,3P,340MIL,PLASTIC,3.27/3.33V,-,-40TO+125C,3A,-,TP	SA
5	1203-002844	IC105	IC-POSI.FIXED REG.	AP1117D-18A,TO-252-3L,3P,6.7X5.6MM,PLASTIC,1.764/1.836V,-,0TO+150C,1A,-,TP	SA
5	1203-003015	IC108	IC-DC/DC CONVERTER	MP1410ES,SOIC,8P,4.9x3.9mm,PLASTIC,2.5/5V,-,-20to+85C,2A,-,TP	SA
5	1203-001816	IC109	IC-POSI.FIXED REG.	78M08,TO-252,3P,-,PLASTIC,7.7/8.3V,1.0W,-40TO+85C,0.5A,-,TP	SA
5	1203-003015	IC110	IC-DC/DC CONVERTER	MP1410ES,SOIC,8P,4.9x3.9mm,PLASTIC,2.5/5V,-,-20to+85C,2A,-,TP	SA
5	1203-002842	IC111	IC-POSI.FIXED REG.	AP1117D-33A,TO-252,3P,6.7X5.6MM,PLASTIC,3.235/3.365V,-,0TO+150C,1A,-,TP	SA
5	1203-002844	IC112	IC-POSI.FIXED REG.	AP1117D-18A,TO-252-3L,3P,6.7X5.6MM,PLASTIC,1.764/1.836V,-,0TO+150C,1A,-,TP	SA
5	1203-001824	IC300	IC-VOL. DETECTOR	7042,SOT-89,3P,-,PLASTIC,4.05V/4.35V,500MW,-30TO+75C,20MA,-,TP	SA
5	1001-001082	IC501	IC-VIDEO SWITCH	BA7657F,-,SOP,24P,300MIL,SINGL	SA
5	1201-001980	IC600	IC-AUDIO AMP	TDA7266D,SO,20P,16X11.1MM,-,26DB,PLASTIC,12V,25W,0TO+70C,-,-,-,-,TP	SA
5	1201-001495	IC601	IC-AUDIO AMP	7050,SOP,8P,150MIL,DUAL,26DB,PLASTIC,6V,0.25W,-,40DB,-,-,20NA,-	SA
5	3704-000249	IC702	SOCKET-IC	32P,PLCC,SN,1.27mm	SA
5	1003-001713	IC704	IC-LCD CONTROLLER	GM2221,PQFP,208P,-,-,-,TR,PLASTIC,3.3V,0to+70C,-,-,-	SNA
5	1103-001314	IC705	IC-EEPROM	24C16,2Kx8,SOP,8P,5x4mm,2.7/5.5V,-40to+85C	SA
5	0909-001036	IC706	IC-REAL TIME CLOCK	DS1337S,-,SO,8P,150MIL,400KHZ,TP,CMOS,PLASTIC,3.3V,-,-40TO+85C,-,-,-,-	SA
5	1103-001314	IC805	IC-EEPROM	24C16,2Kx8,SOP,8P,5x4mm,2.7/5.5V,-40to+85C	SA
5	1103-000129	IC900	IC-EEPROM	24C02,256x8,SOP,8P,5x4mm,4.5/5.5V,0to+70C	SA
5	0801-002716	IC902	IC-CMOS LOGIC	74LCX157,MULTIPLEXER,SOIC,16P,150MIL,QUAD,TP,PLASTIC,-,-,0V,-40TO+85C,-,0V,10UA,	SA
5	0801-002267	IC903	IC-CMOS LOGIC	74LCX14,-,SOIC,14P,150MIL,-,TP,-,-,-,-,3.6V,-40TO+85C,-,5.5V,-,-,24MA	SA
5	2703-002327	L200	INDUCTOR-SMD	3.9uH,5%,3225	SA
5	2703-000417	L201	INDUCTOR-SMD	220uH,5%,3225	SA
5	2703-001426	L202	INDUCTOR-SMD	680uH,20%,7070	SA
5	2703-000392	L801	INDUCTOR-SMD	10uH,5%,4532	SA
5	2703-000222	L802	INDUCTOR-SMD	560nH,10%,2012	SA
5	2703-000185	L803	INDUCTOR-SMD	3.3uH,10%,2012	SA
5	2703-000185	L804	INDUCTOR-SMD	3.3uH,10%,2012	SA
5	2703-000398	L900	INDUCTOR-SMD	10uH,10%,3225	SA
5	2703-000398	L901	INDUCTOR-SMD	10uH,10%,3225	SA
5	2703-000185	L902	INDUCTOR-SMD	3.3uH,10%,2012	SA
5	2703-000185	L903	INDUCTOR-SMD	3.3uH,10%,2012	SA
5	2703-000185	L904	INDUCTOR-SMD	3.3uH,10%,2012	SA
5	2703-000185	L905	INDUCTOR-SMD	3.3uH,10%,2012	SA
5	2703-000185	L906	INDUCTOR-SMD	3.3uH,10%,2012	SA
5	2703-000185	L907	INDUCTOR-SMD	3.3uH,10%,2012	SA
5	2703-000185	L908	INDUCTOR-SMD	3.3uH,10%,2012	SA
5	2703-000185	L909	INDUCTOR-SMD	3.3uH,10%,2012	SA
5	BN41-00449A	MP1.0	PCB MAIN	VE15UO,FR4,4,1.6,VE15	SNA
5	BN41-00449B	MP1.1	PCB MAIN	VE15UO/EO/KO,FR4,4,1.6,VE15	SNA
5	3301-001145	PAL	BEAD-SMD	60ohm,4516,6000mA,TP,70ohm/45MHz,82ohm/760MHz,0.01ohm	SNA
5	0501-002080	Q100	TR-SMALL SIGNAL	2SC2412K,NPN,200mW,SC-59,TP,120-270	SA
5	0501-002080	Q101	TR-SMALL SIGNAL	2SC2412K,NPN,200mW,SC-59,TP,120-270	SA
5	0501-002080	Q104	TR-SMALL SIGNAL	2SC2412K,NPN,200mW,SC-59,TP,120-270	SA
5	0501-000342	Q200	TR-SMALL SIGNAL	KSC1623-Y,NPN,200mW,SOT-23,TP,135-270	SA
5	0501-000342	Q600	TR-SMALL SIGNAL	KSC1623-Y,NPN,200mW,SOT-23,TP,135-270	SA
5	0501-000342	Q601	TR-SMALL SIGNAL	KSC1623-Y,NPN,200mW,SOT-23,TP,135-270	SA
5	0501-000342	Q602	TR-SMALL SIGNAL	KSC1623-Y,NPN,200mW,SOT-23,TP,135-270	SA
5	0501-000342	Q603	TR-SMALL SIGNAL	KSC1623-Y,NPN,200mW,SOT-23,TP,135-270	SA
5	0501-000342	Q800	TR-SMALL SIGNAL	KSC1623-Y,NPN,200mW,SOT-23,TP,135-270	SA
5	0501-000280	Q801	TR-SMALL SIGNAL	KSA1182,PNP,150mW,SOT-23,TP,70	SA
5	0501-000280	Q802	TR-SMALL SIGNAL	KSA1182,PNP,150mW,SOT-23,TP,70	SA
5	0501-000280	Q803	TR-SMALL SIGNAL	KSA1182,PNP,150mW,SOT-23,TP,70	SA
5	0501-000280	Q804	TR-SMALL SIGNAL	KSA1182,PNP,150mW,SOT-23,TP,70	SA
5	0501-002080	Q805	TR-SMALL SIGNAL	2SC2412K,NPN,200mW,SC-59,TP,120-270	SA
5	0501-000344	Q809	TR-SMALL SIGNAL	KSC1623-G,NPN,200mW,SOT-23,TP,	SA
5	0501-002080	Q900	TR-SMALL SIGNAL	2SC2412K,NPN,200mW,SC-59,TP,120-270	SA
5	0501-002080	Q901	TR-SMALL SIGNAL	2SC2412K,NPN,200mW,SC-59,TP,120-270	SA
5	0501-000342	Q902	TR-SMALL SIGNAL	KSC1623-Y,NPN,200mW,SOT-23,TP,135-270	SA
5	2007-000090	R114	R-CHIP	10Kohm,5%,1/10W,TP,1608	SA
5	2007-000939	R115	R-CHIP	47Kohm,1%,1/10W,TP,1608	SA
5	2007-000102	R116	R-CHIP	100Kohm,5%,1/10W,TP,1608	SA
5	2007-000102	R120	R-CHIP	100Kohm,5%,1/10W,TP,1608	SA
5	2007-000102	R121	R-CHIP	100Kohm,5%,1/10W,TP,1608	SA
5	2007-000074	R122	R-CHIP	100ohm,5%,1/10W,TP,1608	SA
5	2007-000102	R127	R-CHIP	100Kohm,5%,1/10W,TP,1608	SA
5	2007-000090	R128	R-CHIP	10Kohm,5%,1/10W,TP,1608	SA
5	2007-000090	R165	R-CHIP	10Kohm,5%,1/10W,TP,1608	SA
5	2007-000074	R166	R-CHIP	100ohm,5%,1/10W,TP,1608	SA

Level	Loc. No.	Code No.	Description	Specification	Remarks
5	2007-007004	R167	R-CHIP	12Kohm,1%,1/10W,TP,1608	SA
5	2007-000965	R168	R-CHIP	5.1Kohm,5%,1/10W,TP,1608	SA
5	2007-000708	R169	R-CHIP	3.9Kohm,1%,1/10W,TP,1608	SA
5	2007-000074	R170	R-CHIP	100ohm,5%,1/10W,TP,1608	SA
5	2007-000910	R171	R-CHIP	43Kohm,1%,1/10W,TP,1608	SA
5	2007-000965	R172	R-CHIP	5.1Kohm,5%,1/10W,TP,1608	SA
5	2007-001068	R173	R-CHIP	6.8Kohm,1%,1/10W,TP,1608	SA
5	2007-000090	R174	R-CHIP	10Kohm,5%,1/10W,TP,1608	SA
5	2007-000076	R200	R-CHIP	330ohm,5%,1/10W,TP,1608	SA
5	2007-000102	R201	R-CHIP	100Kohm,5%,1/10W,TP,1608	SA
5	2007-000094	R202	R-CHIP	22Kohm,5%,1/10W,TP,1608	SA
5	2007-000074	R203	R-CHIP	100ohm,5%,1/10W,TP,1608	SA
5	2007-000074	R204	R-CHIP	100ohm,5%,1/10W,TP,1608	SA
5	2007-000070	R205	R-CHIP	0ohm,5%,1/10W,TP,1608	SA
5	2007-000070	R207	R-CHIP	0ohm,5%,1/10W,TP,1608	SA
5	2007-000070	R208	R-CHIP	0ohm,5%,1/10W,TP,1608	SA
5	2007-000070	R209	R-CHIP	0ohm,5%,1/10W,TP,1608	SA
5	2007-001179	R210	R-CHIP	8.2Kohm,5%,1/10W,TP,1608	SA
5	2007-000102	R211	R-CHIP	100Kohm,5%,1/10W,TP,1608	SA
5	2007-000070	R311	R-CHIP	0ohm,5%,1/10W,TP,1608	SA
5	2007-000070	R312	R-CHIP	0ohm,5%,1/10W,TP,1608	SA
5	2007-000070	R501	R-CHIP	0ohm,5%,1/10W,TP,1608	SA
5	2007-000070	R503	R-CHIP	0ohm,5%,1/10W,TP,1608	SA
5	2007-000070	R506	R-CHIP	0ohm,5%,1/10W,TP,1608	SA
5	2007-000107	R509	R-CHIP	470Kohm,5%,1/10W,TP,1608	SA
5	2007-000107	R510	R-CHIP	470Kohm,5%,1/10W,TP,1608	SA
5	2007-000080	R511	R-CHIP	2Kohm,5%,1/10W,TP,1608	SA
5	2007-000080	R512	R-CHIP	2Kohm,5%,1/10W,TP,1608	SA
5	2007-000100	R513	R-CHIP	68Kohm,5%,1/10W,TP,1608	SA
5	2007-000100	R514	R-CHIP	68Kohm,5%,1/10W,TP,1608	SA
5	2007-000090	R516	R-CHIP	10Kohm,5%,1/10W,TP,1608	SA
5	2007-000084	R600	R-CHIP	4.7Kohm,5%,1/10W,TP,1608	SA
5	2007-000084	R601	R-CHIP	4.7Kohm,5%,1/10W,TP,1608	SA
5	2007-000074	R602	R-CHIP	100ohm,5%,1/10W,TP,1608	SA
5	2007-000074	R603	R-CHIP	100ohm,5%,1/10W,TP,1608	SA
5	2007-000078	R604	R-CHIP	1Kohm,5%,1/10W,TP,1608	SA
5	2007-000090	R605	R-CHIP	10Kohm,5%,1/10W,TP,1608	SA
5	2007-000090	R606	R-CHIP	10Kohm,5%,1/10W,TP,1608	SA
5	2007-000084	R607	R-CHIP	4.7Kohm,5%,1/10W,TP,1608	SA
5	2007-000090	R608	R-CHIP	10Kohm,5%,1/10W,TP,1608	SA
5	2007-000084	R609	R-CHIP	4.7Kohm,5%,1/10W,TP,1608	SA
5	2007-000090	R610	R-CHIP	10Kohm,5%,1/10W,TP,1608	SA
5	2007-000078	R611	R-CHIP	1Kohm,5%,1/10W,TP,1608	SA
5	2007-000093	R612	R-CHIP	20Kohm,5%,1/10W,TP,1608	SA
5	2007-000093	R613	R-CHIP	20Kohm,5%,1/10W,TP,1608	SA
5	2007-000090	R614	R-CHIP	10Kohm,5%,1/10W,TP,1608	SA
5	2007-000090	R615	R-CHIP	10Kohm,5%,1/10W,TP,1608	SA
5	2007-000090	R616	R-CHIP	10Kohm,5%,1/10W,TP,1608	SA
5	2007-002906	R617	R-CHIP	200Kohm,1%,1/10W,TP,1608	SA
5	2007-001044	R618	R-CHIP	56ohm,5%,1/10W,TP,1608	SA
5	2007-000078	R619	R-CHIP	1Kohm,5%,1/10W,TP,1608	SA
5	2007-000309	R620	R-CHIP	10ohm,5%,1/10W,TP,1608	SA
5	2007-000309	R621	R-CHIP	10ohm,5%,1/10W,TP,1608	SA
5	2007-001044	R622	R-CHIP	56ohm,5%,1/10W,TP,1608	SA
5	2007-000078	R623	R-CHIP	1Kohm,5%,1/10W,TP,1608	SA
5	2007-000081	R624	R-CHIP	2.7Kohm,5%,1/10W,TP,1608	SA
5	2007-000081	R625	R-CHIP	2.7Kohm,5%,1/10W,TP,1608	SA
5	2007-000074	R703	R-CHIP	100ohm,5%,1/10W,TP,1608	SA
5	2007-000090	R704	R-CHIP	10Kohm,5%,1/10W,TP,1608	SA
5	2007-000074	R705	R-CHIP	100ohm,5%,1/10W,TP,1608	SA
5	2007-000090	R706	R-CHIP	10Kohm,5%,1/10W,TP,1608	SA
5	2007-000074	R707	R-CHIP	100ohm,5%,1/10W,TP,1608	SA
5	2007-000074	R709	R-CHIP	100ohm,5%,1/10W,TP,1608	SA
5	2007-000074	R710	R-CHIP	100ohm,5%,1/10W,TP,1608	SA
5	2007-000074	R711	R-CHIP	100ohm,5%,1/10W,TP,1608	SA
5	2007-000074	R712	R-CHIP	100ohm,5%,1/10W,TP,1608	SA
5	2007-000090	R713	R-CHIP	10Kohm,5%,1/10W,TP,1608	SA
5	2007-000074	R714	R-CHIP	100ohm,5%,1/10W,TP,1608	SA
5	2007-000074	R715	R-CHIP	100ohm,5%,1/10W,TP,1608	SA
5	2007-000074	R716	R-CHIP	100ohm,5%,1/10W,TP,1608	SA
5	2007-000074	R717	R-CHIP	100ohm,5%,1/10W,TP,1608	SA
5	2007-000074	R718	R-CHIP	100ohm,5%,1/10W,TP,1608	SA
5	2007-000074	R719	R-CHIP	100ohm,5%,1/10W,TP,1608	SA
5	2007-000074	R720	R-CHIP	100ohm,5%,1/10W,TP,1608	SA
5	2007-000078	R725	R-CHIP	1Kohm,5%,1/10W,TP,1608	SA
5	2007-000074	R727	R-CHIP	100ohm,5%,1/10W,TP,1608	SA

Level	Loc. No.	Code No.	Description	Specification	Remarks
5	2007-000074	R728	R-CHIP	100ohm,5%,1/10W,TP,1608	SA
5	2007-000074	R729	R-CHIP	100ohm,5%,1/10W,TP,1608	SA
5	2007-000402	R732	R-CHIP	150ohm,5%,1/10W,TP,1608	SA
5	2007-000402	R733	R-CHIP	150ohm,5%,1/10W,TP,1608	SA
5	2007-000070	R734	R-CHIP	0ohm,5%,1/10W,TP,1608	SA
5	2007-001164	R735	R-CHIP	75ohm,1%,1/10W,TP,1608	SA
5	2007-001164	R736	R-CHIP	75ohm,1%,1/10W,TP,1608	SA
5	2007-000608	R737	R-CHIP	240ohm,5%,1/10W,TP,1608	SA
5	2007-000052	R738	R-CHIP	10Kohm,1%,1/10W,TP,1608	SA
5	2007-000052	R739	R-CHIP	10Kohm,1%,1/10W,TP,1608	SA
5	2007-000402	R740	R-CHIP	150ohm,5%,1/10W,TP,1608	SA
5	2007-001164	R741	R-CHIP	75ohm,1%,1/10W,TP,1608	SA
5	2007-000090	R742	R-CHIP	10Kohm,5%,1/10W,TP,1608	SA
5	2007-000090	R745	R-CHIP	10Kohm,5%,1/10W,TP,1608	SA
5	2007-000090	R746	R-CHIP	10Kohm,5%,1/10W,TP,1608	SA
5	2007-000090	R747	R-CHIP	10Kohm,5%,1/10W,TP,1608	SA
5	2007-000090	R748	R-CHIP	10Kohm,5%,1/10W,TP,1608	SA
5	2007-000090	R749	R-CHIP	10Kohm,5%,1/10W,TP,1608	SA
5	2007-000074	R752	R-CHIP	100ohm,5%,1/10W,TP,1608	SA
5	2007-000074	R753	R-CHIP	100ohm,5%,1/10W,TP,1608	SA
5	2007-000074	R770	R-CHIP	100ohm,5%,1/10W,TP,1608	SA
5	2007-000074	R771	R-CHIP	100ohm,5%,1/10W,TP,1608	SA
5	2007-000074	R772	R-CHIP	100ohm,5%,1/10W,TP,1608	SA
5	2007-000239	R773	R-CHIP	1.5Kohm,1%,1/10W,TP,1608	SA
5	2007-000239	R774	R-CHIP	1.5Kohm,1%,1/10W,TP,1608	SA
5	2007-000074	R775	R-CHIP	100ohm,5%,1/10W,TP,1608	SA
5	2007-000074	R776	R-CHIP	100ohm,5%,1/10W,TP,1608	SA
5	2007-000074	R777	R-CHIP	100ohm,5%,1/10W,TP,1608	SA
5	2007-000074	R778	R-CHIP	100ohm,5%,1/10W,TP,1608	SA
5	2007-000074	R779	R-CHIP	100ohm,5%,1/10W,TP,1608	SA
5	2007-000070	R781	R-CHIP	0ohm,5%,1/10W,TP,1608	SA
5	2007-000084	R800	R-CHIP	4.7Kohm,5%,1/10W,TP,1608	SA
5	2007-000084	R801	R-CHIP	4.7Kohm,5%,1/10W,TP,1608	SA
5	2007-000082	R8017	R-CHIP	3.3Kohm,5%,1/10W,TP,1608	SA
5	2007-000074	R8019	R-CHIP	100ohm,5%,1/10W,TP,1608	SA
5	2007-000077	R802	R-CHIP	470ohm,5%,1/10W,TP,1608	SA
5	2007-000070	R803	R-CHIP	0ohm,5%,1/10W,TP,1608	SA
5	2007-000458	R808	R-CHIP	18Kohm,5%,1/10W,TP,1608	SA
5	2007-000113	R809	R-CHIP	33ohm,5%,1/10W,TP,1608	SA
5	2007-001134	R8100	R-CHIP	68ohm,5%,1/10W,TP,1608	SA
5	2007-001002	R8101	R-CHIP	510ohm,5%,1/10W,TP,1608	SA
5	2007-000882	R8102	R-CHIP	4.7ohm,5%,1/10W,TP,1608	SA
5	2007-000070	R8104	R-CHIP	0ohm,5%,1/10W,TP,1608	SA
5	2007-000070	R8105	R-CHIP	0ohm,5%,1/10W,TP,1608	SA
5	2007-000082	R8106	R-CHIP	3.3Kohm,5%,1/10W,TP,1608	SA
5	2007-000074	R8108	R-CHIP	100ohm,5%,1/10W,TP,1608	SA
5	2007-000070	R8109	R-CHIP	0ohm,5%,1/10W,TP,1608	SA
5	2007-000084	R8119	R-CHIP	4.7Kohm,5%,1/10W,TP,1608	SA
5	2007-000084	R8120	R-CHIP	4.7Kohm,5%,1/10W,TP,1608	SA
5	2007-000090	R8121	R-CHIP	10Kohm,5%,1/10W,TP,1608	SA
5	2007-000052	R8126	R-CHIP	10Kohm,1%,1/10W,TP,1608	SA
5	2007-000084	R8140	R-CHIP	4.7Kohm,5%,1/10W,TP,1608	SA
5	2007-000084	R8141	R-CHIP	4.7Kohm,5%,1/10W,TP,1608	SA
5	2007-000090	R8143	R-CHIP	10Kohm,5%,1/10W,TP,1608	SA
5	2007-000090	R8144	R-CHIP	10Kohm,5%,1/10W,TP,1608	SA
5	2007-000402	R817	R-CHIP	150ohm,5%,1/10W,TP,1608	SA
5	2007-000402	R818	R-CHIP	150ohm,5%,1/10W,TP,1608	SA
5	2007-000090	R821	R-CHIP	10Kohm,5%,1/10W,TP,1608	SA
5	2007-000643	R826	R-CHIP	270ohm,5%,1/10W,TP,1608	SA
5	2007-000309	R827	R-CHIP	10ohm,5%,1/10W,TP,1608	SA
5	2007-000539	R828	R-CHIP	200ohm,5%,1/10W,TP,1608	SA
5	2007-000643	R829	R-CHIP	270ohm,5%,1/10W,TP,1608	SA
5	2007-000309	R830	R-CHIP	10ohm,5%,1/10W,TP,1608	SA
5	2007-000539	R831	R-CHIP	200ohm,5%,1/10W,TP,1608	SA
5	2007-000643	R832	R-CHIP	270ohm,5%,1/10W,TP,1608	SA
5	2007-000309	R833	R-CHIP	10ohm,5%,1/10W,TP,1608	SA
5	2007-000539	R834	R-CHIP	200ohm,5%,1/10W,TP,1608	SA
5	2007-000071	R835	R-CHIP	22ohm,5%,1/10W,TP,1608	SA
5	2007-000402	R836	R-CHIP	150ohm,5%,1/10W,TP,1608	SA
5	2007-000070	R837	R-CHIP	0ohm,5%,1/10W,TP,1608	SA
5	2007-000113	R838	R-CHIP	33ohm,5%,1/10W,TP,1608	SA
5	2007-000078	R839	R-CHIP	1Kohm,5%,1/10W,TP,1608	SA
5	2007-000402	R840	R-CHIP	150ohm,5%,1/10W,TP,1608	SA
5	2007-000070	R841	R-CHIP	0ohm,5%,1/10W,TP,1608	SA
5	2007-000070	R842	R-CHIP	0ohm,5%,1/10W,TP,1608	SA
5	2007-000113	R843	R-CHIP	33ohm,5%,1/10W,TP,1608	SA

Level	Loc. No.	Code No.	Description	Specification	Remarks
5	2007-000070	R845	R-CHIP	0ohm,5%,1/10W,TP,1608	SA
5	2007-000402	R849	R-CHIP	150ohm,5%,1/10W,TP,1608	SA
5	2007-000070	R850	R-CHIP	0ohm,5%,1/10W,TP,1608	SA
5	2007-000070	R851	R-CHIP	0ohm,5%,1/10W,TP,1608	SA
5	2007-000087	R852	R-CHIP	6.8Kohm,5%,1/10W,TP,1608	SA
5	2007-000087	R853	R-CHIP	6.8Kohm,5%,1/10W,TP,1608	SA
5	2007-000113	R854	R-CHIP	33ohm,5%,1/10W,TP,1608	SA
5	2007-000084	R855	R-CHIP	4.7Kohm,5%,1/10W,TP,1608	SA
5	2007-000070	R856	R-CHIP	0ohm,5%,1/10W,TP,1608	SA
5	2007-000070	R857	R-CHIP	0ohm,5%,1/10W,TP,1608	SA
5	2007-000081	R858	R-CHIP	2.7Kohm,5%,1/10W,TP,1608	SA
5	2007-000070	R859	R-CHIP	0ohm,5%,1/10W,TP,1608	SA
5	2007-000070	R860	R-CHIP	0ohm,5%,1/10W,TP,1608	SA
5	2007-000070	R862	R-CHIP	0ohm,5%,1/10W,TP,1608	SA
5	2007-000070	R863	R-CHIP	0ohm,5%,1/10W,TP,1608	SA
5	2007-000078	R864	R-CHIP	1Kohm,5%,1/10W,TP,1608	SA
5	2007-000070	R865	R-CHIP	0ohm,5%,1/10W,TP,1608	SA
5	2007-000070	R866	R-CHIP	0ohm,5%,1/10W,TP,1608	SA
5	2007-000070	R868	R-CHIP	0ohm,5%,1/10W,TP,1608	SA
5	2007-000070	R869	R-CHIP	0ohm,5%,1/10W,TP,1608	SA
5	2007-000070	R870	R-CHIP	0ohm,5%,1/10W,TP,1608	SA
5	2007-000074	R871	R-CHIP	100ohm,5%,1/10W,TP,1608	SA
5	2007-000070	R874	R-CHIP	0ohm,5%,1/10W,TP,1608	SA
5	2007-000070	R875	R-CHIP	0ohm,5%,1/10W,TP,1608	SA
5	2007-000070	R876	R-CHIP	0ohm,5%,1/10W,TP,1608	SA
5	2007-000070	R877	R-CHIP	0ohm,5%,1/10W,TP,1608	SA
5	2007-000070	R878	R-CHIP	0ohm,5%,1/10W,TP,1608	SA
5	2007-000090	R879	R-CHIP	10Kohm,5%,1/10W,TP,1608	SA
5	2007-000074	R880	R-CHIP	100ohm,5%,1/10W,TP,1608	SA
5	2007-000074	R881	R-CHIP	100ohm,5%,1/10W,TP,1608	SA
5	2007-000070	R882	R-CHIP	0ohm,5%,1/10W,TP,1608	SA
5	2007-000070	R883	R-CHIP	0ohm,5%,1/10W,TP,1608	SA
5	2007-000070	R884	R-CHIP	0ohm,5%,1/10W,TP,1608	SA
5	2007-000070	R885	R-CHIP	0ohm,5%,1/10W,TP,1608	SA
5	2007-000070	R886	R-CHIP	0ohm,5%,1/10W,TP,1608	SA
5	2007-000070	R887	R-CHIP	0ohm,5%,1/10W,TP,1608	SA
5	2007-001101	R888	R-CHIP	62ohm,5%,1/10W,TP,1608	SA
5	2007-000070	R889	R-CHIP	0ohm,5%,1/10W,TP,1608	SA
5	2007-000070	R890	R-CHIP	0ohm,5%,1/10W,TP,1608	SA
5	2007-000070	R891	R-CHIP	0ohm,5%,1/10W,TP,1608	SA
5	2007-000070	R892	R-CHIP	0ohm,5%,1/10W,TP,1608	SA
5	2007-000070	R895	R-CHIP	0ohm,5%,1/10W,TP,1608	SA
5	2007-000234	R896	R-CHIP	1.3Kohm,5%,1/10W,TP,1608	SA
5	2007-000402	R897	R-CHIP	150ohm,5%,1/10W,TP,1608	SA
5	2007-000659	R899	R-CHIP	27ohm,5%,1/10W,TP,1608	SA
5	2007-000074	R900	R-CHIP	100ohm,5%,1/10W,TP,1608	SA
5	2007-000074	R901	R-CHIP	100ohm,5%,1/10W,TP,1608	SA
5	2007-001164	R902	R-CHIP	75ohm,1%,1/10W,TP,1608	SA
5	2007-001164	R903	R-CHIP	75ohm,1%,1/10W,TP,1608	SA
5	2007-001164	R904	R-CHIP	75ohm,1%,1/10W,TP,1608	SA
5	2007-000074	R905	R-CHIP	100ohm,5%,1/10W,TP,1608	SA
5	2007-001167	R906	R-CHIP	75ohm,5%,1/10W,TP,1608	SA
5	2007-000074	R907	R-CHIP	100ohm,5%,1/10W,TP,1608	SA
5	2007-001167	R908	R-CHIP	75ohm,5%,1/10W,TP,1608	SA
5	2007-001167	R909	R-CHIP	75ohm,5%,1/10W,TP,1608	SA
5	2007-000074	R910	R-CHIP	100ohm,5%,1/10W,TP,1608	SA
5	2007-000074	R911	R-CHIP	100ohm,5%,1/10W,TP,1608	SA
5	2007-000074	R912	R-CHIP	100ohm,5%,1/10W,TP,1608	SA
5	2007-000078	R913	R-CHIP	1Kohm,5%,1/10W,TP,1608	SA
5	2007-000084	R914	R-CHIP	4.7Kohm,5%,1/10W,TP,1608	SA
5	2007-000052	R915	R-CHIP	10Kohm,1%,1/10W,TP,1608	SA
5	2007-000052	R916	R-CHIP	10Kohm,1%,1/10W,TP,1608	SA
5	2007-001164	R917	R-CHIP	75ohm,1%,1/10W,TP,1608	SA
5	2007-001164	R918	R-CHIP	75ohm,1%,1/10W,TP,1608	SA
5	2007-001164	R919	R-CHIP	75ohm,1%,1/10W,TP,1608	SA
5	2007-000074	R920	R-CHIP	100ohm,5%,1/10W,TP,1608	SA
5	2007-000074	R921	R-CHIP	100ohm,5%,1/10W,TP,1608	SA
5	2007-000074	R923	R-CHIP	100ohm,5%,1/10W,TP,1608	SA
5	2007-000084	R924	R-CHIP	4.7Kohm,5%,1/10W,TP,1608	SA
5	2007-000402	R925	R-CHIP	150ohm,5%,1/10W,TP,1608	SA
5	2007-000570	R926	R-CHIP	220OHM,1%,1/10W,DA,TP,1608	SA
5	2007-000078	R927	R-CHIP	1Kohm,5%,1/10W,TP,1608	SA
5	2007-000078	R928	R-CHIP	1Kohm,5%,1/10W,TP,1608	SA
5	2007-000084	R929	R-CHIP	4.7Kohm,5%,1/10W,TP,1608	SA
5	2007-000084	R930	R-CHIP	4.7Kohm,5%,1/10W,TP,1608	SA
5	2007-000078	R931	R-CHIP	1Kohm,5%,1/10W,TP,1608	SA

Level	Loc. No.	Code No.	Description	Specification	Remarks
5	2007-000078	R932	R-CHIP	1Kohm,5%,1/10W,TP,1608	SA
5	2007-000090	R933	R-CHIP	10Kohm,5%,1/10W,TP,1608	SA
5	2007-000082	R934	R-CHIP	3.3Kohm,5%,1/10W,TP,1608	SA
5	2007-000075	R940	R-CHIP	22Oohm,5%,1/10W,TP,1608	SA
5	2007-000075	R942	R-CHIP	22Oohm,5%,1/10W,TP,1608	SA
5	2007-000090	R944	R-CHIP	10Kohm,5%,1/10W,TP,1608	SA
5	2007-001167	R945	R-CHIP	75ohm,5%,1/10W,TP,1608	SA
5	2007-001164	R946	R-CHIP	75ohm,1%,1/10W,TP,1608	SA
5	2007-000081	R949	R-CHIP	2.7Kohm,5%,1/10W,TP,1608	SA
5	2007-000074	R950	R-CHIP	100ohm,5%,1/10W,TP,1608	SA
5	2007-000074	R951	R-CHIP	100ohm,5%,1/10W,TP,1608	SA
5	2007-000074	R952	R-CHIP	100ohm,5%,1/10W,TP,1608	SA
5	2007-000074	R954	R-CHIP	100ohm,5%,1/10W,TP,1608	SA
5	2007-000074	R955	R-CHIP	100ohm,5%,1/10W,TP,1608	SA
5	2007-000074	R956	R-CHIP	100ohm,5%,1/10W,TP,1608	SA
5	2007-000074	R957	R-CHIP	100ohm,5%,1/10W,TP,1608	SA
5	2007-000074	R958	R-CHIP	100ohm,5%,1/10W,TP,1608	SA
5	2007-000074	R959	R-CHIP	100ohm,5%,1/10W,TP,1608	SA
5	2007-000074	R960	R-CHIP	100ohm,5%,1/10W,TP,1608	SA
5	2007-000074	R961	R-CHIP	100ohm,5%,1/10W,TP,1608	SA
5	2007-000074	R962	R-CHIP	100ohm,5%,1/10W,TP,1608	SA
5	2007-000074	R963	R-CHIP	100ohm,5%,1/10W,TP,1608	SA
5	2007-000074	R964	R-CHIP	100ohm,5%,1/10W,TP,1608	SA
5	2007-000090	R965	R-CHIP	10Kohm,5%,1/10W,TP,1608	SA
5	2007-000090	R966	R-CHIP	10Kohm,5%,1/10W,TP,1608	SA
5	2011-000002	RA701	R-NET	22OHM,5%,1/16W,L,CHIP,8P,TP,3216	SA
5	2011-000002	RA702	R-NET	22OHM,5%,1/16W,L,CHIP,8P,TP,3216	SA
5	2011-000002	RA703	R-NET	22OHM,5%,1/16W,L,CHIP,8P,TP,3216	SA
5	2011-000002	RA704	R-NET	22OHM,5%,1/16W,L,CHIP,8P,TP,3216	SA
5	2011-000002	RA705	R-NET	22OHM,5%,1/16W,L,CHIP,8P,TP,3216	SA
5	2011-000002	RA706	R-NET	22OHM,5%,1/16W,L,CHIP,8P,TP,3216	SA
5	2011-000881	RA800	R-NET	33ohm,5%,1/16W,L,CHIP,8P,TP	SA
5	2011-000881	RA801	R-NET	33ohm,5%,1/16W,L,CHIP,8P,TP	SA
5	2011-000881	RA802	R-NET	33ohm,5%,1/16W,L,CHIP,8P,TP	SA
5	2011-000881	RA803	R-NET	33ohm,5%,1/16W,L,CHIP,8P,TP	SA
5	2011-000881	RA804	R-NET	33ohm,5%,1/16W,L,CHIP,8P,TP	SA
5	2011-000881	RA805	R-NET	33ohm,5%,1/16W,L,CHIP,8P,TP	SA
5	2011-000881	RA806	R-NET	33ohm,5%,1/16W,L,CHIP,8P,TP	SA
5	2011-000881	RA807	R-NET	33ohm,5%,1/16W,L,CHIP,8P,TP	SA
5	2011-000881	RA808	R-NET	33ohm,5%,1/16W,L,CHIP,8P,TP	SA
5	2801-003667	X701	CRYSTAL-SMD	14.31818MHz,30ppm,28-AAN,16,50ohm,TP	SA
5	2801-004004	X800	CRYSTAL-SMD	20.25MHz,20ppm,28-AAN,13pF,25ohm,TP	SA
5	BN97-00360J	MICOM1	ASSY MICOM	VE15EO	SA
6	BN09-00006A	IC802	IC MICOM	VCT4973-XMC7,144,3.3V,PAL Nicam,PMQFP,TR,0 to +70	SNA
6	BN82-00117J	CIS	A/S MICOM	VE15EO	SNA
4	BN97-00360H	MICOM	ASSY MICOM	VE15EO	SA
5	1107-001495	IC703	IC-FLASH MEMORY	AT49BV002AN-70JI,256Kx8Bit,PLCC,32P,14x11.5mm,70nS,2.7/3.6V,-,-,-40to+85C,50uA,-	SA
5	BN82-00117H	CIS	A/S MICOM	VE15EO	SNA
2	BN91-00567K	-	ASSY LCD-S3	ES15/MB15,S3	SNA
3	BN07-00111A	CIS	LCD	LTM150XH-L06,CZB,6BIT FRC,331.6*254.76*12.5,16.19M,-,0.297*0.297,-,-,AMLCD/1 LVD	SA

7-2Others

Level	Loc. No.	Code No.	Description	Specification	Remarks
2	BN90-00507K	-	ASSY STAND	VE15UO	SNA
3	BN96-01105A	STD	ASSY STAND P	VE15UO,ABS HB	SNA
4	6003-000259	STD	SCREW-TAPTITE	BH,+,B,M3,L8,ZPC(YEL),SWRCH18A	SNA
4	6003-001185	STD	SCREW-TAPTITE	FH,+,B,M3,L8,NI PLT,SWRCH18A	SNA
4	BN61-00811A	STD	STAND-COVER	LT15M2,ABS HB	SNA
4	BN61-00812A	STD	STAND-SUB COVER	LT15M2,ABS HB	SNA
4	BN61-00813A	STD	STAND-BRKT BOTTOM	LT15M2,SECC,T1.0	SNA
4	BN73-60002A	STD	RUBBER-FOOT	CY15PO,SPONGE,-,-,-,BL,-,-,-,-	SNA
4	BN96-01162A	STD	ASSY MISC P-HINGE	VE15UO,DIE CASTING T2.5	SNA

Level	Loc. No.	Code No.	Description	Specification	Remarks
2	BN90-00641V	-	ASSY COVER REAR	VE15E0	SNA
3	BN96-01104C	C/R	ASSY COVER P-REAR	VE15E0,ABS V0	SNA
4	AA60-00091A	C/R	SPACER-FELT	-,FELT,150X10,-,-,BLK,T0.35,-,-	SNA
4	BN63-01040A	C/R	COVER-REAR	LT15M2,ABS V0 BK19	SNA
4	BN63-01178B	C/R	COVER-INLAY	VE15E0,PC SHEET,T0.5	SNA
2	BN90-00647D	-	ASSY COVER FRONT	VE15E0	SNA
3	6003-001003	C/F+C/R	SCREW-TAPTITE	BH,+,B,M4,L12,ZPC(BLK),SWRCH18	SNA
3	BN96-01103C	C/F	ASSY COVER P-FRONT	VE15E0,ABS V0	SNA
4	6003-000010	C/F	SCREW-TAPTITE	BWH,+,B,M3,L10,ZPC(YEL),SWRCH1	SA
4	6003-000259	C/F	SCREW-TAPTITE	BH,+,B,M3,L8,ZPC(YEL),SWRCH18A	SNA
4	AA60-00091A	C/F	SPACER-FELT	-,FELT,150X10,-,-,BLK,T0.35,-,-	SNA
4	AA60-00091S	C/F	SPACER-FELT	61L2,FELT,30*10,BLK,T0.5	SNA
4	BN63-00868A	C/F	FELT	AS17U0,FELT,0.5,10,214	SNA
4	BN63-01037A	C/F	COVER-FRONT	LT15M2,ABS V0 GR60	SNA
4	BN63-01042B	C/F	COVER-FRONT BEZEL	VE15E0,ABS V0 BK19	SNA
4	BN64-00031A	C/F	BADGE-BRAND	RB15AS,AL,T1.4,6.3,40.1,SILIVER,SAMSUNG(G/S)	SNA
4	BN64-00254A	C/F	KNOB-FUNCTON	LT15M2,ABS,HB,BK19	SNA
4	BN67-00118A	C/F	LENS-IR	LT15M2,ACRYL,CLEAR	SA
4	BN96-01155A	C/F	ASSY BOARD P-FUNCTION/IR	VE15U0,FUNCTION/IR	SNA
4	BN96-01163A	C/F	ASSY SPEAKER P	16ohm,Venice,Right,3W,300mm	SNA
4	BN96-01164A	C/F	ASSY SPEAKER P	16ohm,Venice,Left,3W,150mm	SNA
2	BN91-00333R	-	ASSY CHASSIS-S3	VE15E0	SA
2	BN91-00772W	-	ASSY SHIELD	VE15U0	SNA
3	6003-000256	SH/PAN+IP/PCB	SCREW-TAPTITE	BWH,+,B,M3,L10,ZPC(YEL),SM20C	SNA
3	6003-000259	SH/PAN+C/F	SCREW-TAPTITE	BH,+,B,M3,L8,ZPC(YEL),SWRCH18A	SNA
3	6003-000259	SH/PAN+M/PCB	SCREW-TAPTITE	BH,+,B,M3,L8,ZPC(YEL),SWRCH18A	SNA
3	6003-001003	C/F+C/R+STD	SCREW-TAPTITE	BH,+,B,M4,L12,ZPC(BLK),SWRCH18	SNA
3	BN44-00112A	CIS	IP BOARD	IP-31.6W(13V,5V),Venice,1.5mA~3.0mA,6.1mA~7.3mA,48kHz,4,AC90V~264VAC,5Vdc /13Vd	SNA
3	BN61-01234A	CIS	HOLDER-INVERTER	MATISSE,ABS V0,BK07	SNA
3	BN96-01188A	CIS	ASSY MISC P-SHIELD PANEL	VE15U0,SECC T0.8	SNA
4	BH68-30003C	CIS	LABEL-00,HIGH,VOLTAGE	SS,ART100G,30*33,YEL	SNA
4	BN63-01043A	CIS	SHIELD-PANEL	LT15M2,SECC,T0.8	SA
2	BN92-00945N	-	ASSY P/MATERIAL	VE15U0	SNA
3	6902-000379	P/M	BAG AIR	HDPE,T0.2,L1800,W1000,TRP,,,PAPER	SNA
3	6902-000520	P/M	BAG PE	HDPE/NITRON(DOUBLE),T0.015/T0.5(DOUBLE),W700,L700,TRP,28 LANGUAGE,2-	SNA
3	6902-000604	P/M	BAG WRAPPING	LDPE,T0.02,W500,L10000,TRP,-,-	SNA
3	6902-000609	P/M	BAG ROLL	LDPE,T0.05,W2400,L1000,TRP,-,-	SNA
3	BH69-00457C	P/M	PACKING-PAD BOTTOM	CY15P0,FOAM,T3.0,1320,880	SNA
3	BH69-40321A	P/M	PACKING-PAD	SW-4,W2155*L140,-,DEC,-,-,-,-,	SNA
3	BH69-40380A	P/M	PACKING-PAD	DW-2,500X2200X200,-,CGK5527	SNA
3	BN68-00129A	P/M	LABEL SHIPPING	-,LABEL SHIPPING,ART-PAPER,100G,-,WHT,BLACK,-,-,-	SNA
3	BN69-00123L	P/M	PAD PACKING	RJ15P0	SNA
3	BN69-00140T	P/M	PAD-PALLET COVER	SUN(LSA810),SW,900,3760,-,-,-,-,-	SNA
3	BN69-00617H	P/M	PALLET-PACKING	VENICE15,WOODEN,1330,960,120	SNA
3	BN69-00641A	P/M	CUSHION-L,R	LT15M2,EPS M50	SNA
2	BN92-01042Q	-	ASSY ACCESSORY	VE15E0	SNA
3	BN59-00437A	ACCESSORY	REMOCON	TM79,Single Micom,36,EX,NT,EX,VENICE	SNA
3	BN96-00645J	UNIT/ACCESSORY	ASSY ACCESSORY	MU15E0	SA
4	0203-000214	ACCESSORY	TAPE-OPP MASKING	OPP/W50/CLR,T0.05,W50,L400000,	SNA
4	4301-000121	ACCESSORY	BATTERY-MN	1.5V,-,AAA,10.5x44.5m,HOLDER	SA
4	6902-000110	ACCESSORY	BAG PE	LDPE,T0.05,L356,W240,TRP,28,2,PE MARK	SNA
4	BH39-10339H	ACCESSORY	CBF POWER CORD	DET,H05VV-F,250V/10,16A,BLK,25	SA
3	BN96-00952W	UNIT/ACCESSORY	ASSY ACCESSORY	VE15E0	SA
4	0203-000214	ACCESSORY	TAPE-OPP MASKING	OPP/W50/CLR,T0.05,W50,L400000,	SNA
4	6801-001014	ACCESSORY	CARD-REGISTRATION	XEU,ENG,MOJ0100,L150,W392,-,-	SNA
4	6801-001015	ACCESSORY	CARD-REGISTRATION	XEG,GERMAN,MOJ0100,L150,W392,-,-	SNA
4	6801-001016	ACCESSORY	CARD-REGISTRATION	XEF,FRENCH,MOJ0100,L150,W392,-,-	SNA
4	6801-001017	ACCESSORY	CARD-REGISTRATION	XEC,SPANISH,MOJ0100,L150,W392,-,-	SNA
4	6801-001018	ACCESSORY	CARD-REGISTRATION	XET,ITALY,MOJ0100,L150,W392,-,-	SNA
4	6801-001019	ACCESSORY	CARD-REGISTRATION	XEN,DUTCH,MOJ0100,L150,W392,-,-	SNA
4	6801-001020	ACCESSORY	CARD-REGISTRATION	XEP,PORTUGAL,MOJ0100,L150,W392,-,-	SNA
4	6902-000110	ACCESSORY	BAG PE	LDPE,T0.05,L356,W240,TRP,28,2,PE MARK	SNA
4	AA68-03242A	ACCESSORY	MANUAL-01,SAFETY GUIDE	NT/PAL ALL MODEL,E/F/S/I/G/SC/ST/J/P,R,B5	SNA

Level	Loc. No.	Code No.	Description	Specification	Remarks
4	BN68-00514A	ACCESSORY	MANUAL-WARRANTY CARD	PDP/LCD TV,EN,FR,DE, ETC,W/P120g	SNA
4	BN68-00633C	ACCESSORY	MANUAL USERS-00	LW15/17/20M,SAMSUNG,E/F/G/D/I/S/P,W.Europe,Mojo120/100g,B5	SNA
3	BN96-01270A	ACCESSORY	ASSY MISC P-BRKT WALL	VE15UO	SNA
2	BN92-01043V	-	ASSY BOX	VE15EO	SNA
3	BH68-00329D	BOX	LABEL BAR CODE-01	NO CE,NO WT`Y,MPRII,LABEL-BARCODE,MOJO 90G,90,95,WHT	SNA
3	BH75-10529A	BOX	UNIT-HANDLE PACKING	LXA410TLMU,PE,-,WHITE,-	SNA
4	BN72-60001A	CIS	LEVER-TOP	LSD210TL,PE-LD,WHITE,TFT_LCD	SNA
4	BN72-60002A	CIS	LEVER-BOTTOM	LSD210TL,PE-LD,WHITE,TFT-LCD	SNA
3	BN69-00753D	BOX	PACKING CASE-00	VE15E*,SW4 A,A1,YEL,EUROPE/CIS	SNA
2	BN92-01044G	-	ASSY LABEL	VE15EO	SNA
3	AA68-50502A	LABEL	LABEL-CONFORMATION	W/P100(G),CTV,ITALY,170x110,BL	SNA
3	BN68-00614A	LABEL	LABEL RATING-00	ALL,SS,PE,T0.05,90*45,BLK,POLYESTER,NO SILK	SNA

8 Block Diagram

※ This Document can not be used without Samsung's authorization.

8-1 Signal Path Block Diagram

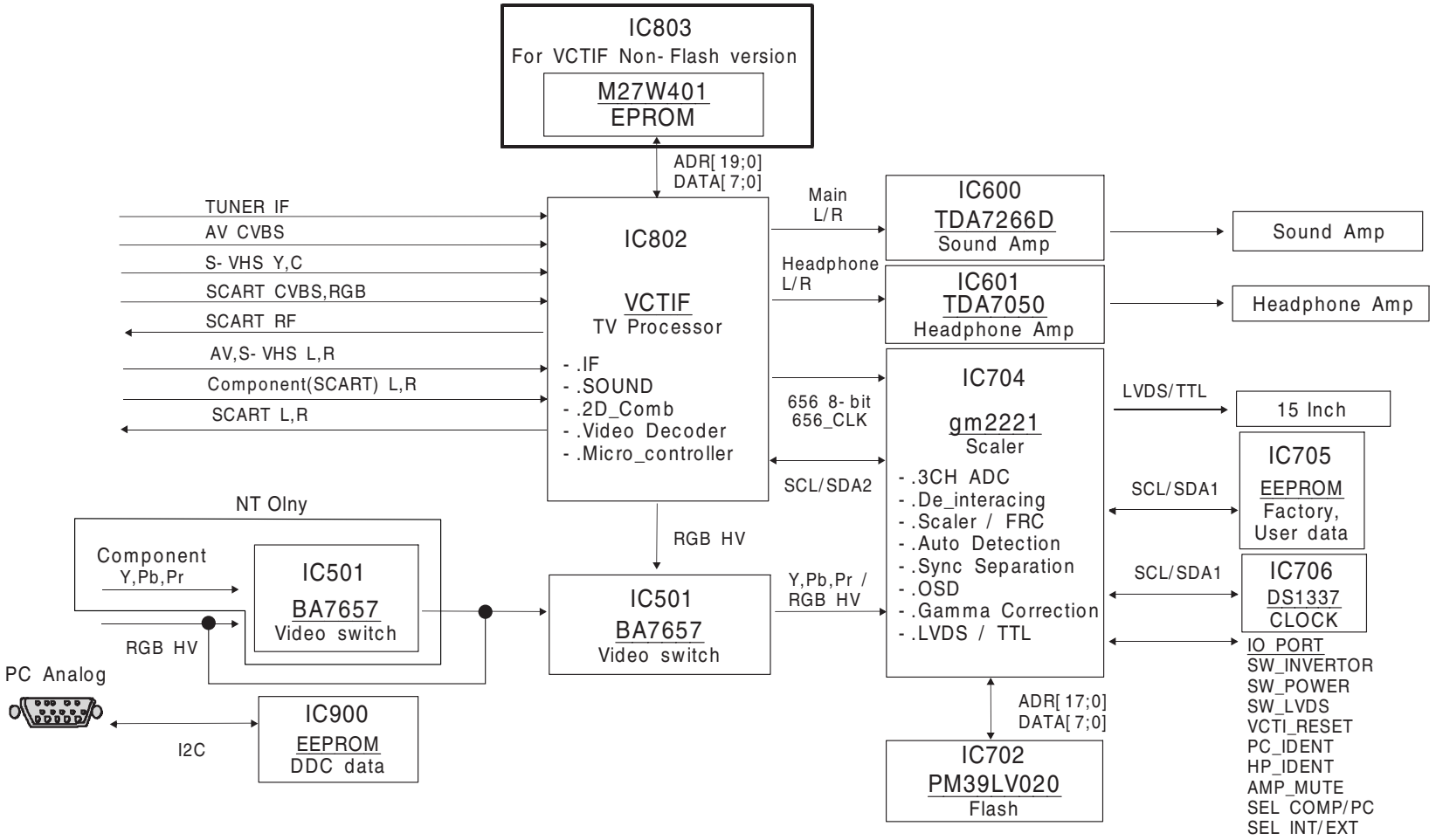

8-2 Input Power Block Diagram

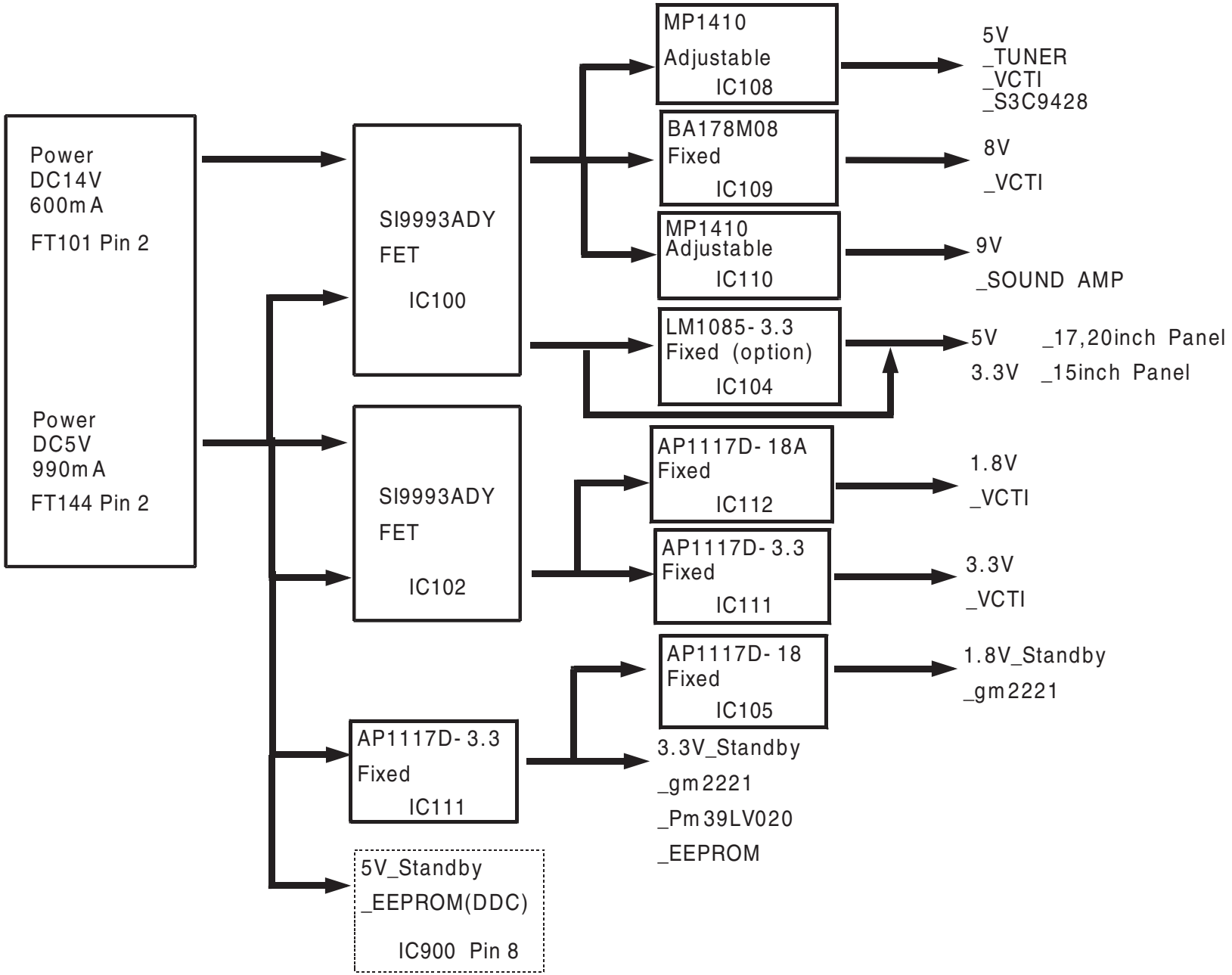

10 PCB Layout

10-1 Main PCB Layout

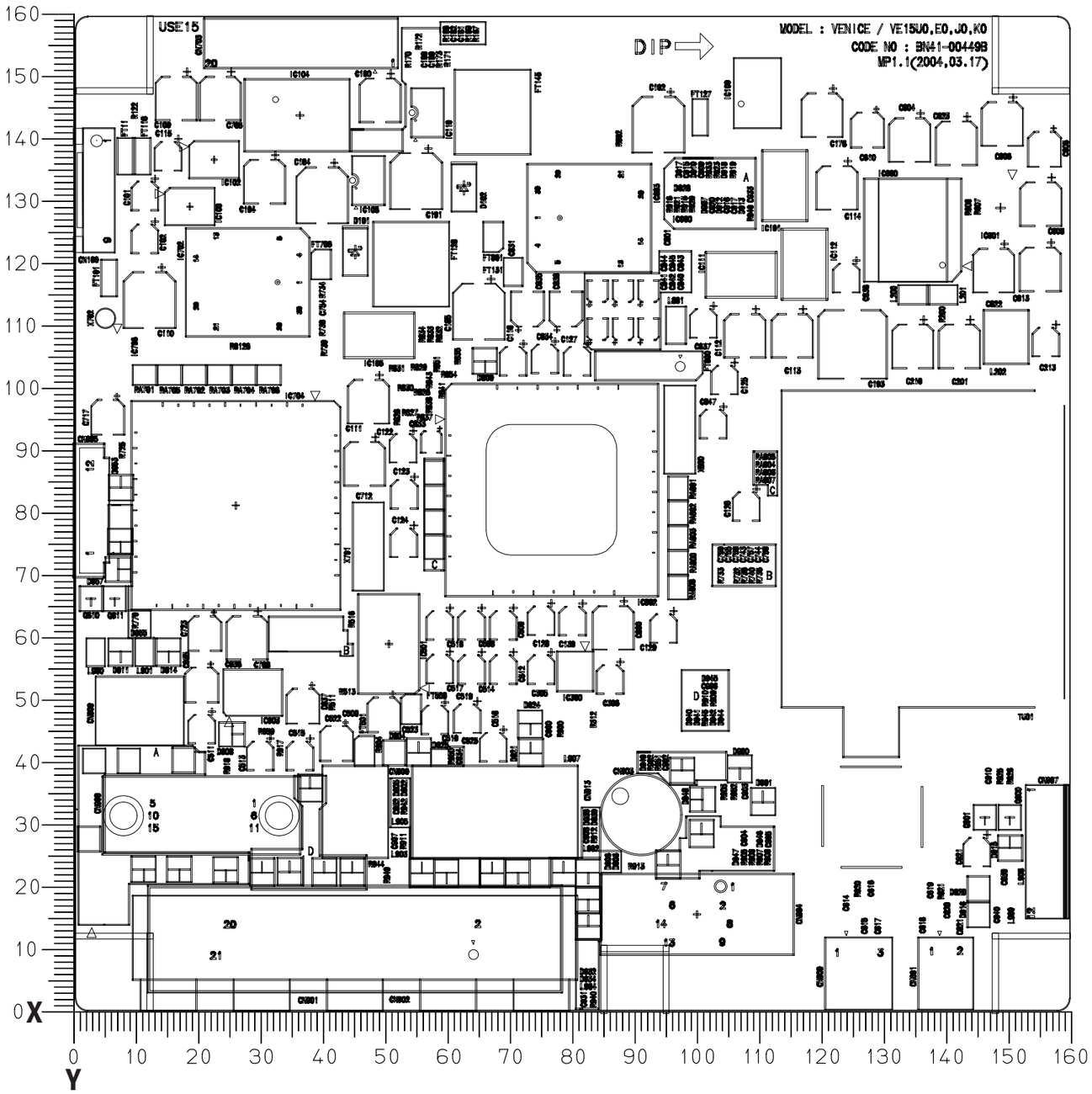

Loc. No.	Description	X	Y
DIODE			
D101	DIODE-RECTIFIER	45.0	122.1
D102	DIODE-RECTIFIER	62.5	132.4
D200	DIODE-SWITCHING	155.4	110.7
D201	DIODE-ZENER	141.4	86.4
D600	DIODE-SWITCHING	124.7	140.2
D601	DIODE-ARRAY	143.6	142.7
D602	DIODE-ZENER	149.8	144.8
D603	DIODE-ZENER	155.0	116.3
D604	DIODE-ZENER	148.1	116.2
D701	DIODE-SWITCHING	20.9	88.5
D702	DIODE-SWITCHING	45.4	81.9
D800	DIODE-SWITCHING	65.9	104.5
D900	DIODE-ZENER	106.9	39.0
D901	DIODE-ZENER	110.6	33.5
D902	DIODE-ZENER	59.7	22.2
D903	DIODE-ZENER	82.5	22.2
D904	DIODE-ZENER	51.3	41.5
D905	DIODE-ZENER	55.7	22.1
D906	DIODE-ZENER	78.5	22.2
D907	DIODE-ARRAY	11.0	22.7
D908	DIODE-SWITCHING	25.2	44.5
D909	DIODE-SWITCHING	25.5	40.4
D910	DIODE-SWITCHING	31.9	40.4
D911	DIODE-ZENER	7.3	57.8
D912	DIODE-SWITCHING	16.8	22.7
D913	DIODE-SWITCHING	24.2	22.6
D914	DIODE-ZENER	15.0	57.8
D915	DIODE-SWITCHING	150.3	26.2
D916	DIODE-ZENER	145.3	15.4
D917	DIODE-ZENER	3.0	40.2
D918	DIODE-ZENER	17.4	40.3
D919	DIODE-ZENER	8.6	40.2
D920	DIODE-ZENER	145.3	19.6
D921	DIODE-ZENER	73.2	41.4
D922	DIODE-ZENER	73.2	43.7
D923	DIODE-ZENER	73.3	48.5
D924	DIODE-ZENER	73.2	46.2
D925	DIODE-ZENER	55.2	41.5
D926	DIODE-ZENER	111.2	33.7
D927	DIODE-ZENER	103.2	38.3
D928	DIODE-ZENER	2.2	27.6
D930	DIODE-ZENER	71.2	22.2
D932	DIODE-ZENER	82.5	17.9
D934	DIODE-ZENER	82.5	13.6
D936	DIODE-ZENER	67.0	22.1
D940	DIODE-ZENER	30.0	22.2
D941	DIODE-ZENER	34.4	22.3
D942	DIODE-ZENER	40.0	22.2
D944	DIODE-ZENER	44.5	22.2
D945	DIODE-ZENER	37.7	35.8
D946	DIODE-ZENER	100.7	28.4
D947	DIODE-ZENER	95.3	23.4
D948	DIODE-SWITCHING	100.8	33.9
D949	DIODE-SWITCHING	97.6	38.7
D950	DIODE-ZENER	154.3	25.9
D951	DIODE-SWITCHING	4.2	87.9
D952	DIODE-SWITCHING	3.1	83.4

Loc. No.	Description	X	Y
D953	DIODE-SWITCHING	7.3	84.2
D954	DIODE-SWITCHING	3.1	79.0
D955	DIODE-SWITCHING	7.3	75.4
D956	DIODE-SWITCHING	3.1	73.5
D957	DIODE-SWITCHING	6.9	71.1
IC			
IC100	FET-SILICON	18.4	129.4
IC101	IC-VOLTAGE REGULATOR	114.1	132.7
IC102	FET-SILICON	22.3	137.0
IC104	IC-POSI.FIXED REG.	36.1	144.1
IC105	IC-VOLTAGE REGULATOR	48.9	108.7
IC108	IC-DC/DC CONVERTER	47.1	133.6
IC109	IC-POSI.FIXED REG.	109.7	148.1
IC110	IC-DC/DC CONVERTER	56.6	144.5
IC111	IC-VOLTAGE REGULATOR	107.0	118.4
IC112	IC-VOLTAGE REGULATOR	117.3	120.1
IC300	IC-VOL. DETECTOR	80.4	55.1
IC500	IC-VIDEO SWITCH	43.8	49.1
IC501	IC-VIDEO SWITCH	50.4	59.0
IC600	IC-AUDIO AMP	134.7	125.6
IC601	IC-AUDIO AMP	148.8	129.2
IC702	SOCKET-IC	27.7	117.2
IC703	IC-FLASH MEMORY	0.0	0.0
IC704	IC	25.8	81.3
IC705	IC-EEPROM	32.4	85.5
IC706	IC-REAL TIME CLOCK	4.8	104.4
IC802	IC-SIGNAL PROCESSOR	76.6	83.8
IC803	SOCKET-IC	82.7	127.6
IC805	IC-EEPROM	72.7	80.7
IC900	IC-EEPROM	4.5	18.0
IC902	IC-CMOS LOGIC	28.8	51.4
IC903	IC-CMOS LOGIC	28.6	51.2
TRANSISTOR			
Q100	TR-SMALL SIGNAL	14.9	119.9
Q101	TR-SMALL SIGNAL	14.4	128.1
Q104	TR-SMALL SIGNAL	16.6	133.0
Q200	TR-SMALL SIGNAL	145.7	110.1
Q600	TR-SMALL SIGNAL	156.3	138.1
Q601	TR-SMALL SIGNAL	150.5	140.8
Q602	TR-SMALL SIGNAL	139.5	142.7
Q603	TR-SMALL SIGNAL	129.3	140.2
Q800	TR-SMALL SIGNAL	87.6	62.0
Q801	TR-SMALL SIGNAL	91.5	62.2
Q802	TR-SMALL SIGNAL	53.1	97.5
Q803	TR-SMALL SIGNAL	53.1	101.4
Q804	TR-SMALL SIGNAL	57.1	106.5
Q805	TR-SMALL SIGNAL	62.6	104.5
Q806	FET-SILICON	25.4	77.8
Q807	FET-SILICON	25.4	73.3
Q809	TR-SMALL SIGNAL	131.7	99.7
Q810	FET-SILICON	2.5	66.3
Q811	FET-SILICON	6.3	66.3
Q900	TR-SMALL SIGNAL	150.3	31.1
Q901	TR-SMALL SIGNAL	146.3	31.1
Q902	TR-SMALL SIGNAL	150.4	25.9

Memo

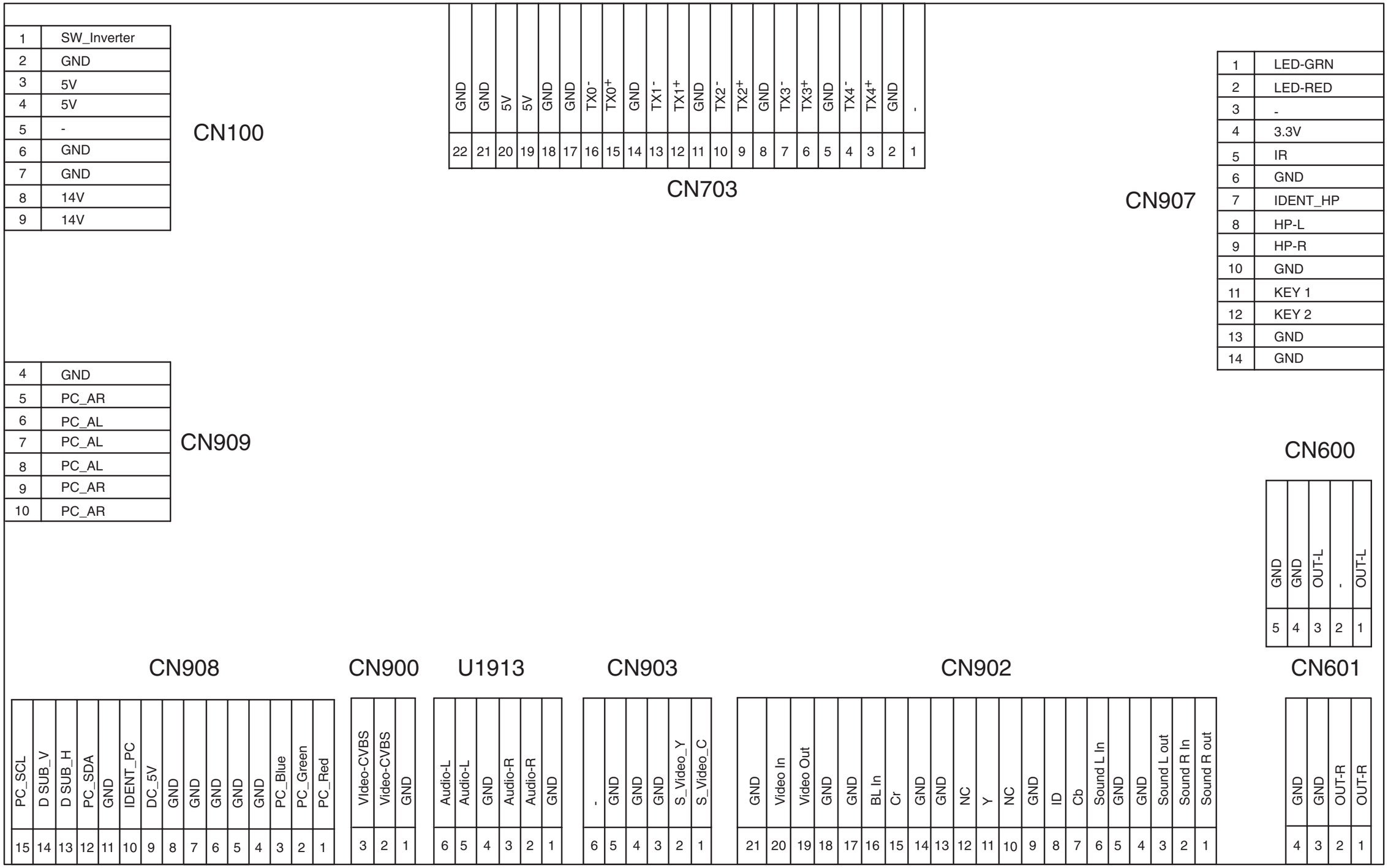
CN100
1 SW_Inverter
2 GND
3 5V
4 5V
5 -
6 GND
7 GND
8 14V
9 14V
CN703
22 GND
21 GND
20 5V
19 5V
18 GND
17 GND
16 TX0-
15 TX0+
14 GND
13 TX1-
12 TX1+
11 GND
10 TX2-
9 TX2+
8 GND
7 TX3-
6 TX3+
5 GND
4 TX4-
3 TX4+
2 GND
1 -
CN907
1 LED-GRN
2 LED-RED
3 -
4 3.3V
5 IR
6 GND
7 IDENT_HP
8 HP-L
9 HP-R
10 GND
11 KEY 1
12 KEY 2
13 GND
14 GND
CN909
4 GND
5 PC_AR
6 PC_AL
7 PC_AL
8 PC_AL
9 PC_AR
10 PC_AR
CN600
5 GND
4 GND
3 OUT-L
2 -
1 OUT-L
CN908
15 PC_SCL
14 D SUB_V
13 D SUB_H
12 PC_SDA
11 GND
10 IDENT_PC
9 DC_5V
8 GND
7 GND
6 GND
5 GND
4 GND
3 PC_Blue
2 PC_Green
1 PC_Red
CN900
3 Video-CVBS
2 Video-CVBS
1 GND
U1913
6 Audio-L
5 Audio-L
4 GND
3 Audio-R
2 Audio-R
1 GND
CN903
6 -
5 GND
4 GND
3 GND
2 S_Video_Y
1 S_Video_C
CN902
21 GND
20 Video In
19 Video Out
18 GND
17 GND
16 BL In
15 Cr
14 GND
13 GND
12 NC
11 Y
10 NC
9 GND
8 ID
7 Cb
6 Sound L In
5 GND
4 GND
3 Sound L out
2 Sound R In
1 Sound R out
CN601
4 GND
3 GND
2 OUT-R
1 OUT-R

Memo

11 Schematic Diagrams

❊ This Document can not be used without Samsung's authorization.

11-1 Input Power Sound Schematic Diagram

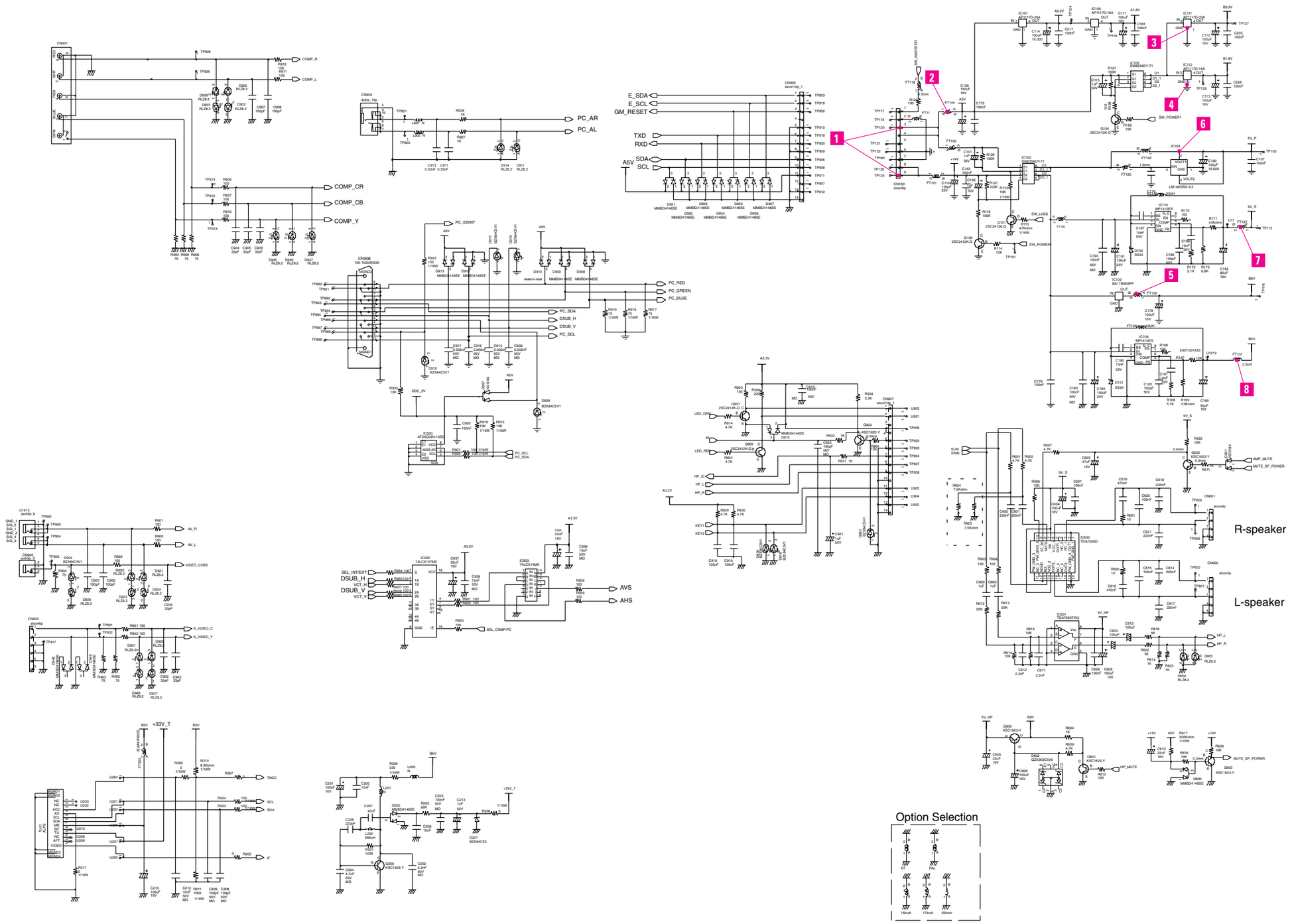

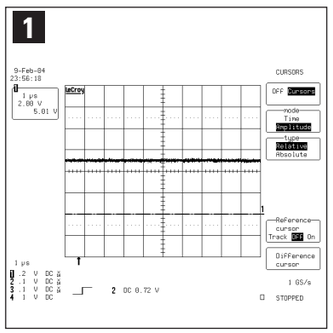
1
9-Feb-04
23:56:18
1 µs
2.00 V
5.01 V
LeCroy
CURSORS
OFF Cursors
Mode
Time
Amplitude
Type
Relative
Absolute
Reference cursor
Track Off On
Difference cursor
1 µs
1 GS/s
2 DC 0.72 V
STOPPED

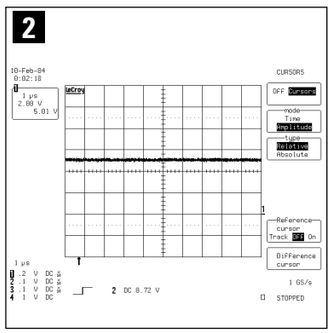
2
10-Feb-04
0:02:18
1 µs
2.00 V
5.01 V
LeCroy
CURSORS
OFF Cursors
Mode
Time
Amplitude
Type
Relative
Absolute
Reference cursor
Track Off On
Difference cursor
1 µs
1 GS/s
2 DC 0.72 V
STOPPED

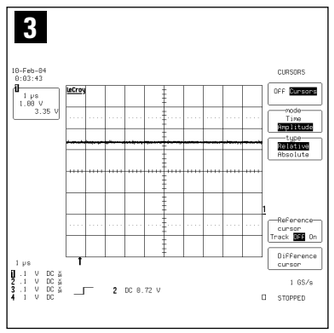
3
10-Feb-04
0:03:43
1 µs
1.00 V
3.35 V
LeCroy
CURSORS
OFF Cursors
Mode
Time
Amplitude
Type
Relative
Absolute
Reference cursor
Track Off On
Difference cursor
1 µs
1 GS/s
2 DC 0.72 V
STOPPED

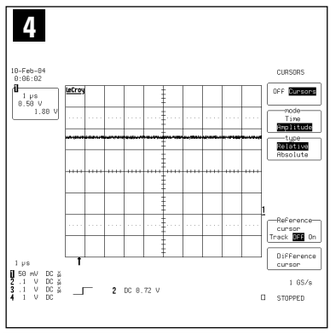
4
10-Feb-04
0:06:02
1 µs
0.50 V
1.80 V
LeCroy
CURSORS
OFF Cursors
Mode
Time
Amplitude
Type
Relative
Absolute
Reference cursor
Track Off On
Difference cursor
1 µs
1 GS/s
50 mV
2 DC 0.72 V
STOPPED

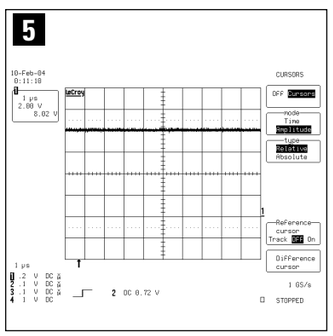
5
10-Feb-04
0:11:18
1 µs
2.00 V
8.02 V
LeCroy
CURSORS
OFF Cursors
Mode
Time
Amplitude
Type
Relative
Absolute
Reference cursor
Track Off On
Difference cursor
1 µs
1 GS/s
2 DC 0.72 V
STOPPED

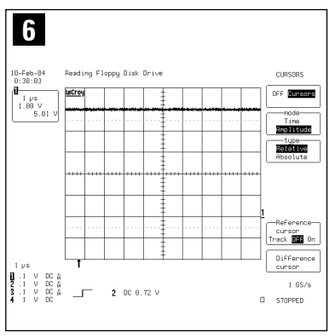
6
10-Feb-04
0:30:03
Reading Floppy Disk Drive
1 µs
1.00 V
5.01 V
LeCroy
CURSORS
OFF Cursors
Mode
Time
Amplitude
Type
Relative
Absolute
Reference cursor
Track Off On
Difference cursor
1 µs
1 GS/s
2 DC 0.72 V
STOPPED

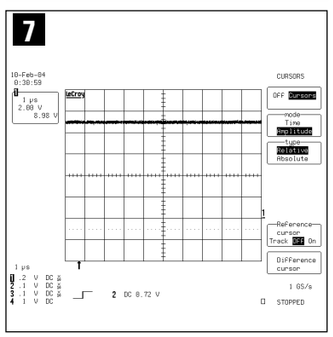
7
10-Feb-04
0:30:59
1 µs
2.00 V
8.98 V
LeCroy
CURSORS
OFF Cursors
Mode
Time
Amplitude
Type
Relative
Absolute
Reference cursor
Track Off On
Difference cursor
1 µs
1 GS/s
2 DC 0.72 V
STOPPED

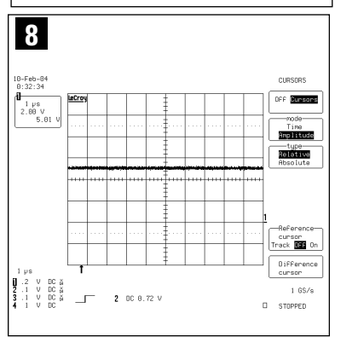
8
10-Feb-04
0:32:34
1 µs
2.00 V
5.01 V
LeCroy
CURSORS
OFF Cursors
Mode
Time
Amplitude
Type
Relative
Absolute
Reference cursor
Track Off On
Difference cursor
1 µs
1 GS/s
2 DC 0.72 V
STOPPED

❊ This Document can not be used without Samsung's authorization.

11-2 Video Decoder Schematic Diagram

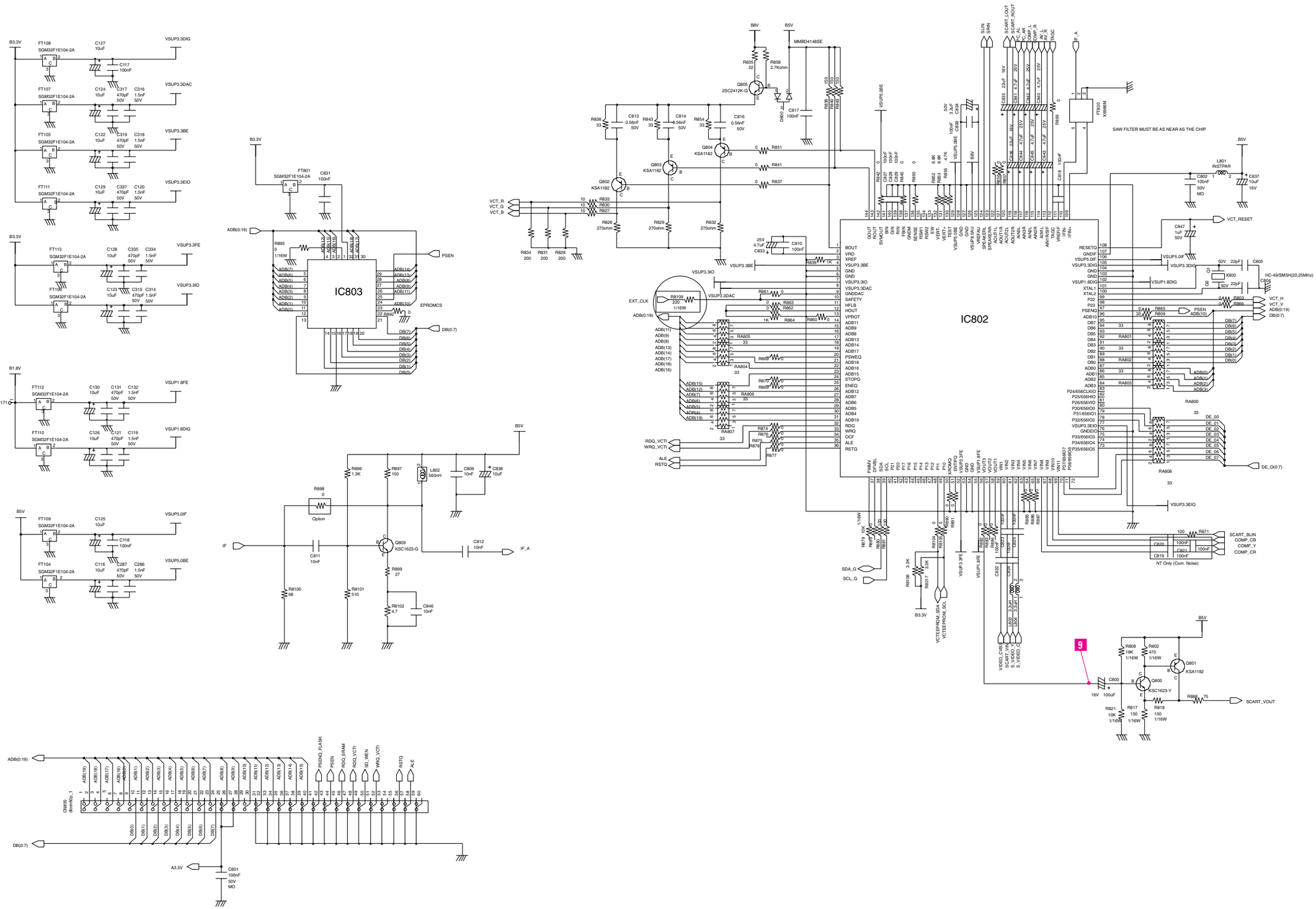

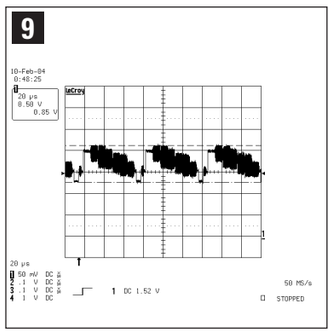
9
10-Feb-04
0:48:25
20 µs
0.58 V
0.85 V
LeCroy
20 µs
50 mV DC
1 V DC
1 V DC
1 V DC
1 DC 1.52 V
50 MS/s
STOPPED

❊ This Document can not be used without Samsung's authorization.

11-3 Output Scaler, LVDS Schematic Diagram

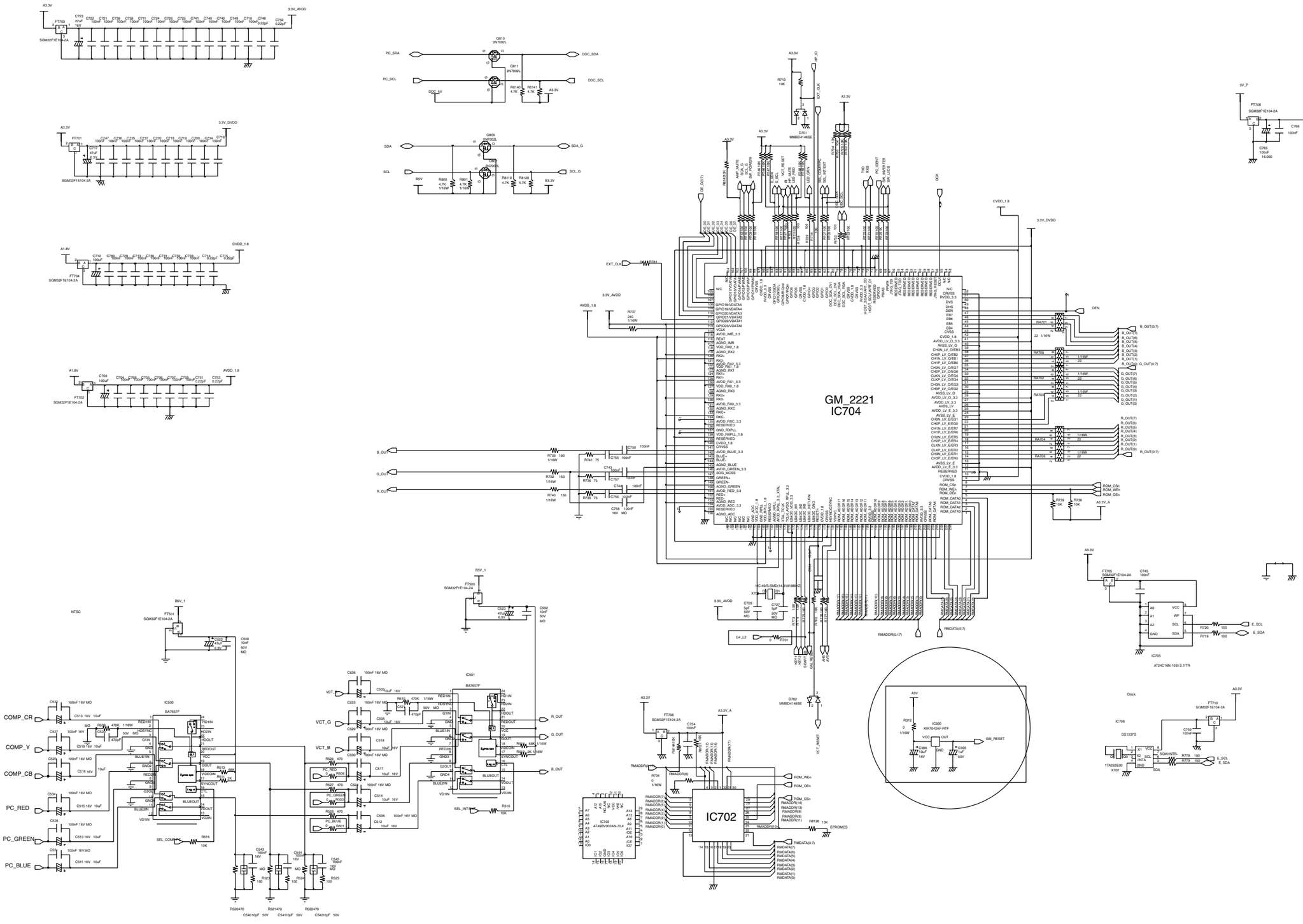

❊ This Document can not be used without Samsung's authorization.

11-4 Power Supply, Inverter Board Schematic Diagram

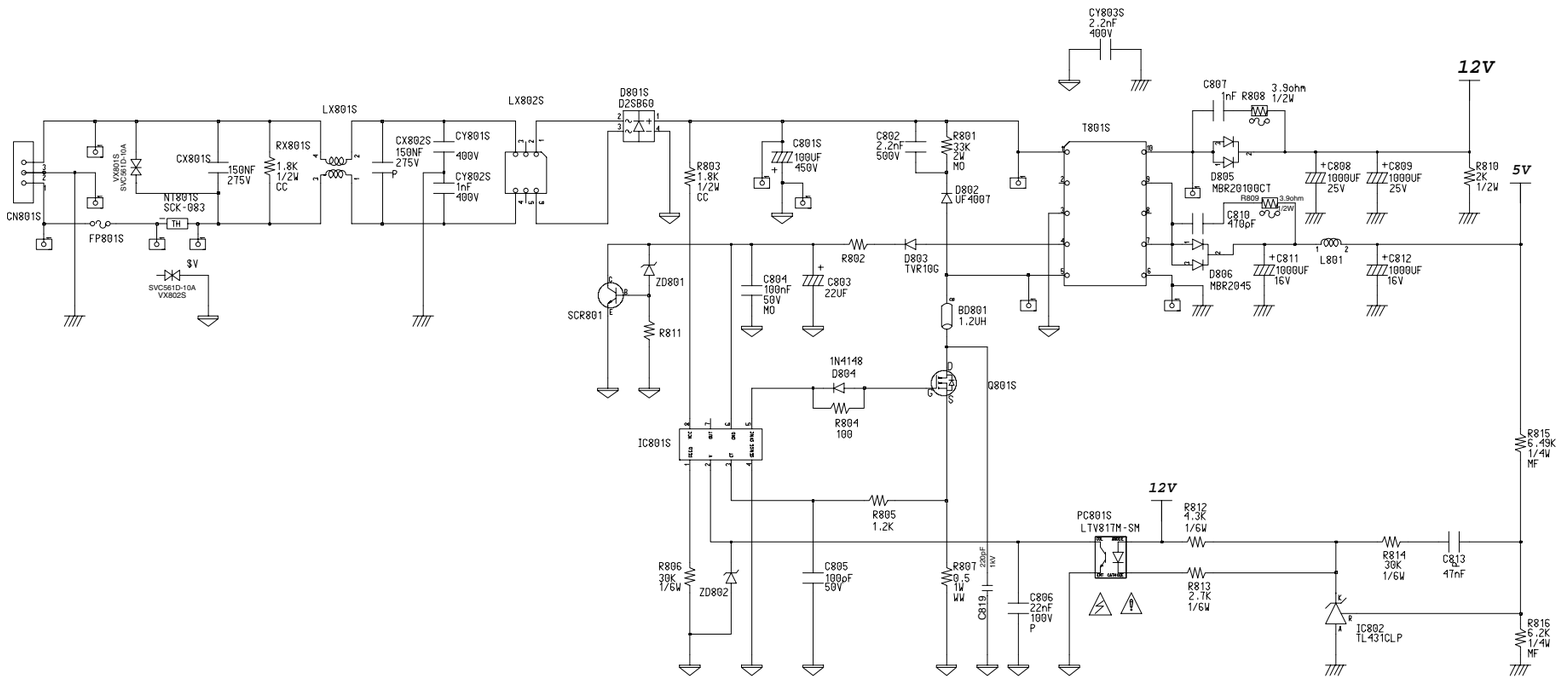

❊ This Document can not be used without Samsung's authorization.

11-5 Power Supply, Inverter Board Schematic Diagram

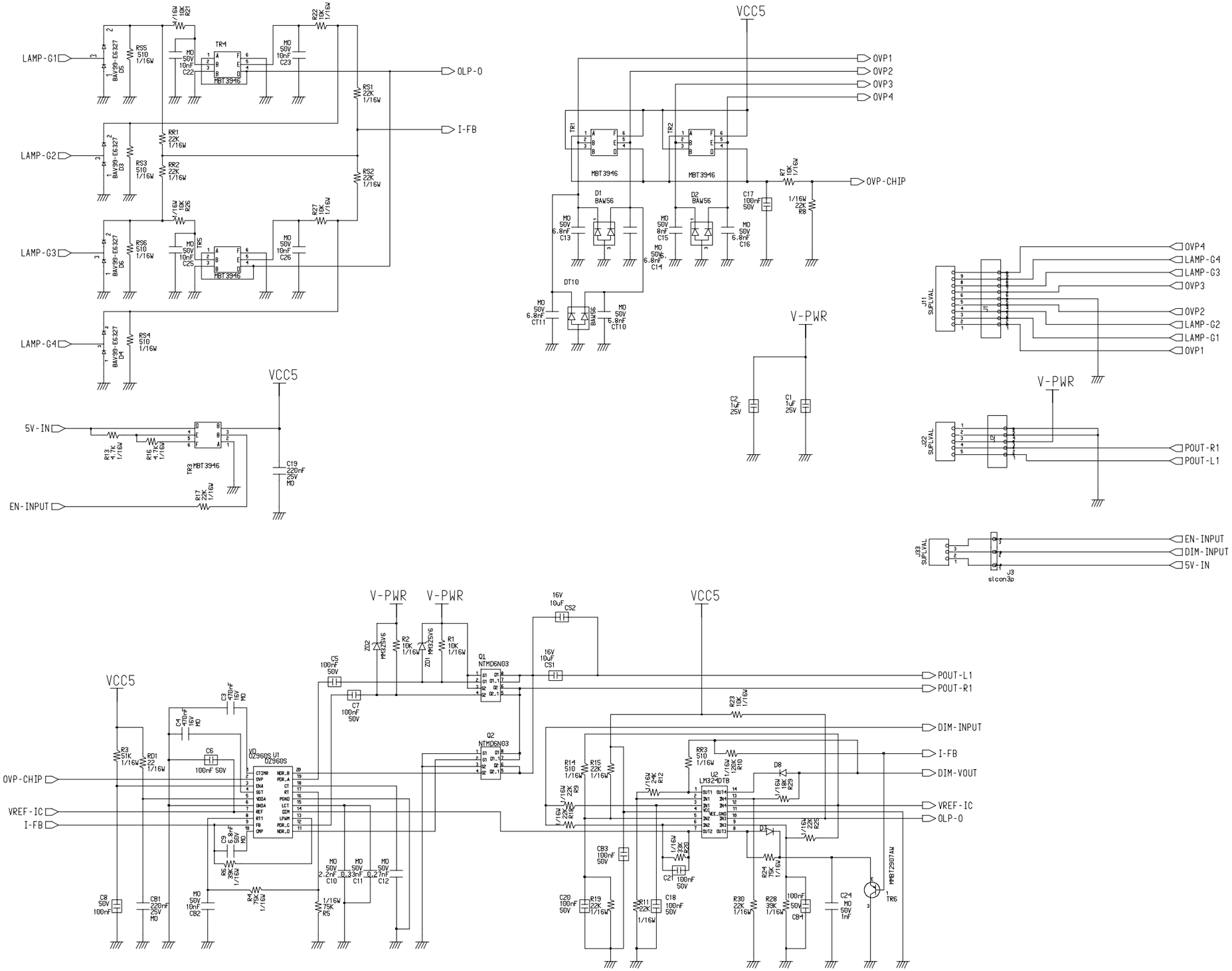

❊ This Document can not be used without Samsung's authorization.
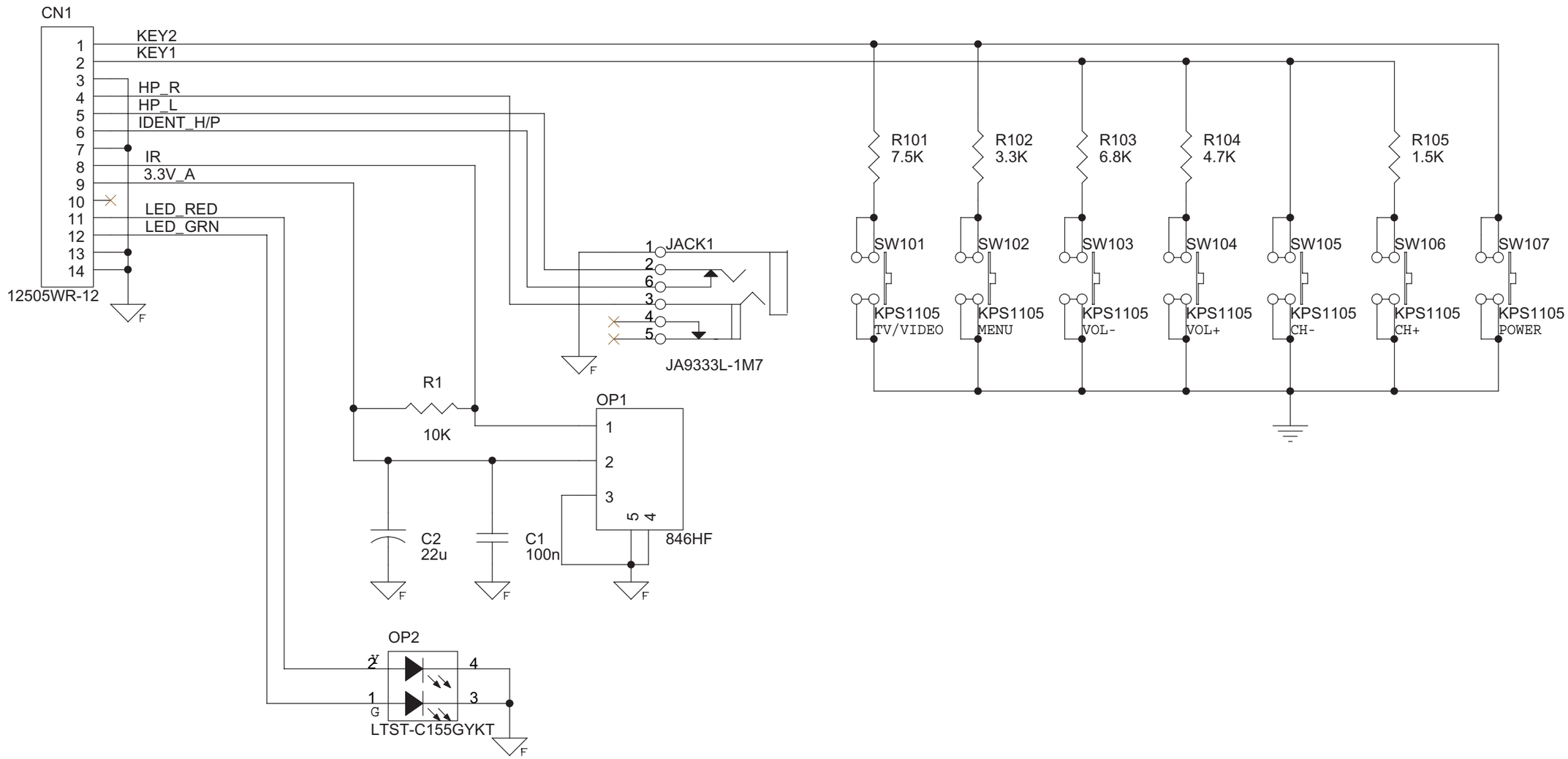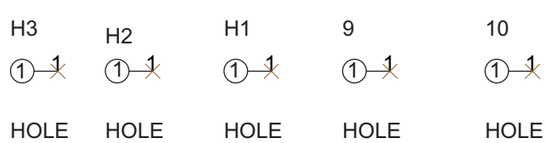
11-6 IR Board Schematic Diagram